



**Third Party Monitoring and  
Evaluation of Emergency Relief  
Assistance to 2022 Flood  
Affected Population**

**Final Report**

November 20, 2022



**GAT Consulting Pvt. Ltd.**

3 Shahrah-e-Aiwan-e-Tijarat, Near China Lahore Pakistan, Tel: +92 42 37500724,

E-mail: [contact@gatconsulting.org](mailto:contact@gatconsulting.org)

Website: [www.gatconsulting.org](http://www.gatconsulting.org)

## Contents

Acknowledgements.....	5
Acronyms .....	6
Executive Summary.....	7
Pakistan Floods 2022 – An Overview.....	10
1 Project Introduction.....	13
1.1 Background .....	13
1.2 Objective of the Assignment.....	13
1.3 Methodology.....	15
1.3.1 Indicative Methodology for the Assessment .....	15
1.3.2 Review of Literature and Log Frame .....	16
1.3.3 Evaluation Tools .....	16
1.3.4 Sampling Framework .....	17
1.3.5 Data Collection and Field Activity .....	20
1.3.6 Data Management and Quality Assurance .....	22
1.3.7 Data Analysis and Reporting .....	23
1.3.8 Ethics .....	24
2 Results and Discussion .....	25
2.1 Overview of the OECD-DAC Criteria.....	25
2.2 Findings .....	26
2.2.1 Appropriateness.....	30
2.2.2 Efficiency .....	36
2.2.3 Effectiveness .....	41
2.2.4 Connectedness.....	44
2.2.5 Protection, Gender and Inclusion .....	45
2.2.6 Coverage .....	47
2.2.7 Impact .....	48
2.2.8 Accountability .....	49
3 Update on Log Frame for Emergency Relief of the Flood Affected Populations.....	51
4 Limitations of the Study .....	58
5 Recommendations .....	59
References .....	61

Annexures .....	62
Appendix A: HH (Household) Interviews Questionnaire .....	62
Appendix B: Emergency Relief Assistance to 2022 Flood Affected Population Monitoring Tool/Checklist I.....	72
Appendix C: Emergency Relief Assistance to 2022 Flood Affected Population Monitoring Tool/Checklist II.....	75
Appendix D: Key Informant Interviews with Community Leaders Framework .....	81
Appendix E: Key Informant Interviews with District Government Official Framework.....	86
Appendix F: Key Informant Interviews with Partner Organisations Framework.....	92
Appendix G: Key Informant Interviews with PPAF Staff Framework.....	101
Appendix H: Focus Group Discussions (FDGs) Framework.....	107
Annexure I - Data Tables .....	116
Annexure J : Picture Gallery .....	144
Annexure K: Management Response to Recommendations .....	146
Annexure L: PPAF Flood Response Progress Report.....	150
Annexure M: PPAF’s Agreement with Partner Organisations and the Utilisation of Funds.....	151

## List of Figures

Figure 1: District Rajanpur after the floods/Getty Images.....	10
Figure 2: Flood Damage in Pakistan (OCHA as of September 2022).....	11
Figure 3: Humanitarian Partners Operational Presence / OCHA Pakistan Situation Report No. 11 (as of 11.11.2022).....	12
<i>Figure 4: Assessment framework</i> .....	14
<i>Figure 5: Technical Approach and Methodology</i> .....	15
Figure 6: Focus Group Discussion of Female Beneficiaries in district Karak.....	17
Figure 7: Sample Size Allocation per District.....	20
Figure 8: Beneficiaries living in tents provided by PPAF in district Sanghar.....	20
Figure 9: Household Interview with Female Beneficiaries in district Sanghar.....	21
Figure 10: Data Management & QA Methodology.....	22
Figure 11: Data Quality Control and Verification means.....	22
Figure 12: Female beneficiaries who have received Water Containers in Mirpurkhas during monitoring of distribution.....	23
<i>Figure 13: Data Collection Tools to be developed</i> .....	23
Figure 14: Distribution of District Wise Sample over 4 Provinces.....	26
Figure 15: Sample Distribution of Monitoring Survey.....	26
Figure 16: Gender Distribution of Sample.....	27
Figure 17: Status of Beneficiaries' Houses after Floods.....	27
Figure 18: Status of Houses after Floods per Province.....	28
Figure 19: Status of Beneficiaries' Agricultural Land after Floods.....	28
Figure 20: Beneficiaries Residing in Relief Camps.....	29
Figure 21: Occupation of household beneficiaries prior to the Floods.....	29
Figure 22: Consultation of Beneficiaries prior to provision of Relief Items.....	30
Figure 23: Required Relief Items to Beneficiaries.....	31
Figure 24: Method of Selection of Household for Intervention.....	31
Figure 25: How Beneficiaries came to Know about Distribution Sites.....	32
Figure 26: Category of Relief Items Distributed to Beneficiary Households in Affected Areas.....	33
Figure 27: Distribution of Relief Goods Items at Distribution Sites.....	33
Figure 28: Appropriateness of Response to Immediate Needs.....	34
Figure 29: Distribution Site in Jaffarabad district, Balochistan.....	34
Figure 30: Appropriateness of Response towards Access to Immediate Relief Good/Services.....	35
Figure 31: Mosquito nets and repellents distributed to community in Mirpurkhas.....	35
Figure 32: Provision of Aid in first 30 days of Onset of Floods.....	37
Figure 33: Timeliness of Response.....	38
Figure 34: Timeline for Receiving Information about Distribution of Relief Goods.....	38
Figure 35: Presence of Designated Distribution Sites.....	39
Figure 36: Presence of Mechanism for Issuance of Token prior to Distribution.....	39
Figure 37: Female Beneficiaries with Token & CNIC at Distribution Site in Mirpurkhas.....	40
Figure 38: Easily Reachable Location of Distribution Site for Beneficiaries.....	40
Figure 39: Timeliness of Relief Goods Distribution upon Arrival at Site.....	41
Figure 40: Sufficiency of meals after receiving food packages by beneficiaries.....	41

Figure 41: Beneficiary Satisfaction with Contents & Quantity of Hygiene Kits ..... 42

Figure 42: Satisfaction with Contents of Hygiene Kits to Meet Menstrual Needs ..... 42

Figure 43: Satisfaction with improved safety from temporary shelter provided through intervention .... 43

Figure 44: Satisfaction with Quality of & Local Preference of Relief Items ..... 43

Figure 45: Consideration of Beneficiaries' Long Term Needs ..... 44

Figure 46: Satisfaction with Relief Items in Addressing Long Term Needs..... 45

Figure 47: Consideration of Gender Needs when providing Relief Items ..... 46

Figure 48: Discussion with Female Beneficiaries in District Rajanpur ..... 46

Figure 49: Women's Safety & Protection at Distribution Points ..... 47

Figure 50: Extent of Coverage of most vulnerable & affected population ..... 47

Figure 51: Facilitation of People with Disabilities at Distribution Sites ..... 48

Figure 52: Satisfaction with Addressing Short Term Needs of Beneficiaries..... 48

Figure 53: Impact of Project Interventions on Long term needs of Project Beneficiaries..... 49

Figure 54: Complaints Regarding PO Staff's Behaviour during Distribution ..... 49

Figure 55: Flood destruction in district Jaffarabad ..... 144

Figure 56: Focus Group Discussion with flood affectees in District Rajanpur ..... 144

*Figure 57: Beneficiary & District Official Interview in Sanghar ..... 145*

*Figure 58: Interview at DC Office in Karak ..... 145*

Figure 59: NFI kit items at Mirpurkhas distribution point ..... 145

## **Acknowledgements**

GAT Consulting would like to extend it's thanks to the team of Pakistan Poverty Alleviation Front (PPAF) for their dedication and valuable input. Special thanks are due to Mr. Nadir Gul Barech, COO PPAF, who gave his time, input and suggestions. Ms. Ayesha Salma (Group Head, Quality Assurance Research & Design), Mr. Arshad Rashid (Group Head, Livelihood, Resource Mobilisation and Donor Outreach) and Mr. Zahid Hussain, GM Monitoring, Evaluation & Research as well as focal person for coordinating this assignment were the main driving force behind the successful implementation of this project. GAT' s own team consisted of Mr. Nadeem Masood, Ms. Saba Ahsan Ali, Ms. Hibba Saeed, Mr. Bilal Arshad and Ms. Sadia Hussain.

GAT would like to thank all the respondents, participants and key informants at the district and provincial levels for their essential inputs to the findings and reflections in this report.

## Acronyms

DAC	Development Assistance Committee
DCO	District Commissioner Office
INGO	International Non-Governmental Organisations
GBV	Gender-based Violence
HH	Household
KP	Khyber Pakhtunkhwa
M&E	Monitoring and Evaluation
NDMA	National Disaster Management Authority
NFI	Non Food Items
NOC	No Objection Certificate
OCHA	United Nations Office for Coordination of Humanitarian Affairs
OECD	Organisation of Economic Cooperation and Development
PDMA	Provincial Disaster Management Authority
PO	Partner Organisation
PPAF	Pakistan Poverty Alleviation Fund
UNDP	United Nations Development Fund
UNFPA	United Nations Population Fund
WASH	Water, Sanitation, and Hygiene
WHO	World Health Organisation

## Executive Summary

The unprecedented monsoon rains of 2022 caused widespread flooding across Pakistan with Balochistan and Sindh being the most affected. With one-third of the country under water, 8 million people were displaced and their homes either fully or partially destroyed and their farmland submerged. PPAF was one of the first responders to this humanitarian crisis and utilized its own resources through its PKR 250 million Emergency Flood Relief Program to distribute relief from early August to October in worst affected 14 districts of the country.

To undertake the Response, PPAF quickly mobilized its implementing partner organisations (PO) to provide much needed aid in the shape of dry food items, non food items (NFIs) such as household goods and hygiene kits for women, water purification tablets, water containers and safe drinking water in addition to shelter kits and mosquito nets. Medical camps providing free medication and medical services as well as awareness sessions on health and hygiene were conducted. PPAF through its partner established Information and Coordination Cells (I&CC) in 13 districts of Balochistan to support district administration in data management, avoid duplication of resources, and maximize the impact of humanitarian response. Furthermore, PPAF has leveraged funds to attract multi-lateral and corporate donors, along with individual philanthropists, to extend its response. Besides significant in-kind contribution, an amount of over PKR 2,150 million leveraged for the Response. A number of proposals are in the pipeline.

The purpose of third-party monitoring and evaluation (M&E) exercise was to monitor and assess the overall quality and performance of the PPAF's response to the 2022 monsoon floods. This assessment also provides impartial findings about the progress against the results framework, with focus on gender and diversity inclusion, accountability and safeguarding. Updates are also provided on challenges faced during the implementation, suggestions for improvement, and recommendations for way forward.

For this third-party M&E, overall six districts were sampled and the GAT Consulting mobilized teams in the sampled districts across four provinces. In Jaffarabad and Mirpurkhas, the distribution activity was monitored in real time. Evaluation of flood relief was performed in Sanghar, Karak, Rajanpur, Jaffarabad, Mirpurkhas and Shaheed Benazirabad. Data collection was carried out through beneficiary interviews, augmented by focus group discussions and key informant interviews with PO representatives, district officials involved in the relief operations, community leaders and PPAF's own management team responsible for the flood response. The selection of districts was to provide sectoral coverage for all items and services given under this program.

### ***Limitations of the Study***

The limitations encountered in the study include that monitoring of distribution could only be performed in Mirpurkhas and in Jaffarabad as most of the relief distribution had already taken place prior to engagement of third-party M&E firm. Furthermore, the security situation in Jaffarabad had deteriorated suddenly prior to relief distribution, resulting in a substantial delay in the distribution of the goods such that the partner organization was unable to properly perform needs assessment in the area due to time limitations.

### ***Key Findings of the Study***

Overall, the survey results show that PPAF's response had been successful across all the DAC criteria ably augmented by the logical framework comparison that suggests that all the targets have been met and



some have even been exceeded. The M&E was performed as per the DAC criteria principles discussed below:

**Appropriateness** – the survey results show that the majority of the beneficiary households (89%) were of the opinion that the relief response was appropriate to fulfilling their immediate needs. The survey field teams also ascertained that specifications of the relief goods with respect to food items, hygiene and shelter kits were being met in all the districts by the respective POs.

**Efficiency** – 62% said that PPAF through its partner organization was the first to provide assistance in the first 30 days of the floods. Majority of the respondents agreed that aid was provided in a timely manner, however there was general agreement that items such as drinking water and water purification tablets were delayed as well as shelter kits (68%). Most beneficiaries (82%) claimed that there was a mechanism in place for issuance of a token prior to the distribution and the location was easily reachable (81%).

**Effectiveness** – overall beneficiaries expressed satisfaction with the relief provided, across the type of items. For instance, 77% said that the meals provided through the food packages were sufficient to meet the daily needs of their households. It was also reported by 93% that the women and girls in the household had safer access to drinking water to the areas provided with drinking water. Furthermore, 80% respondents were satisfied with the improved safety conditions as a result of the shelters provided.

**Impact** – respondent’s assessment of the impact of the project intervention on their short term needs varied across provinces with ratings ranging from “Very High” to “Medium”. In Sindh, the rating of very high was 73% and 54% rating of medium in Punjab. In regard to rating of long term needs fulfillment, the responses also varied greatly across the four provinces ranging from 100% “very high” rating in Sindh to mostly low rating in Punjab.

**Protection, Gender and Inclusion** – special efforts were made to keep the gender perspective while distributing relief goods. For instance, hygiene kits were specially packaged to take care of women’s specific needs. Leadership commitment from PPAF was also present to address specific gender concerns and the log frame developed for the project was also gender sensitized. When women beneficiaries were asked if they and other female members of their households felt safe and protected at distribution points, the majority (72%) said that they felt safe while for 24% the level was medium and ranked low by only 4%.

**Connectedness** – PPAF’s multi-sectoral menu of intervention was quite comprehensive following the SPHERE standards. Moreover, district administration was taken on board to avoid duplication of efforts.

**Coverage** – PPAF distributed relief in 94 Union Councils of 14 of the worst affected districts of Pakistan, as per the data of NDMA/PDMAs. 61% of the beneficiaries were of the opinion that the extent of the response covering vulnerable and affected population was adequate.

**Accountability** – PPAF had ensured that each partner organization had a policy in place for addressing complaints from the beneficiaries. Majority of the respondents at 97% did not have any complaints about the behaviour of the PO’s staff during the distribution process.

### ***Recommendations of the Study***

Consultations with the beneficiaries, partner organizations and district administration suggest that the focus of the next phase of assistance should be on fulfilling the long term needs of the flood affected populace through provision of livelihood rehabilitation measures, since majority of those affected are

dependent on agriculture for their livelihoods. Flood water has not receded still hence, making the population highly vulnerable to water borne diseases. Perhaps PPAF can align with the local governments for restoration of damaged rural infrastructure. The approaching winter months will also test the capabilities of the aid provision organisations as well as be a difficult time for the people ravaged by the calamitous floods. PPAF can continue coordinating with district administration to meet these rehabilitation needs of the affected populations.

## Pakistan Floods 2022 – An Overview

The monsoon rains which started in mid June 2022 until end of August were unprecedented in the nation's history and combined with melting glaciers lead to wide spread catastrophic flooding in the country in which one third of the country was inundated and most districts of Sindh and some in Balochistan still have standing water which is unlikely to recede soon. Hill torrents occurred in Balochistan, Sindh and south Punjab. According to the National Disaster Management Authority (NDMA), the higher rainfall in Balochistan represents a change in the monsoon pattern, as the province is not usually affected by the monsoon.<sup>1</sup> It is estimated that around 33 million people—one in seven—have been affected, including nearly 8 million who were displaced. An estimated 15 million people remain directly exposed or close to flood areas. The floods have taken the lives of more than 1,700 people, one-third of which were children.<sup>2</sup> Livelihoods, assets, farmlands (more than 2 million acres of crops and orchards with most concentration in Sindh)<sup>3</sup>, homes (2.2 million as per NDMA) have been devastated.

Pakistan also ranks among the top 10 countries in the world most susceptible to climate change despite its very low carbon footprint.<sup>4</sup> The ND-Gain Index has ranked Pakistan as the 39th most vulnerable country and the 27th least ready country in the world to address the impacts of climate change.<sup>5</sup>



Figure 1: District Rajanpur after the floods/Getty Images

In the flood-impacted areas, many households rely on agriculture and livestock production for their livelihoods, and damage to these sectors will have a major impact on food security and the agriculture sector in the coming months. According to information from the field, farmers reported debt of around PKR 100,000-150,000 on average due to damages to their crops<sup>6</sup>. Most of the Kharif season crop damage occurred in Sindh, Punjab, Balochistan, and Khyber Pakhtunkhwa provinces, and most of the livestock losses occurred in Balochistan, Sindh, and Punjab (estimated at 1.1 million as per NDMA). Sindh and Balochistan are the most affected provinces, contributing 72 percent and 21 percent respectively to the total value of damage and losses registered in the agricultural sector, followed by Khyber Pakhtunkhwa and Punjab.

According to the World Health Organization (WHO), around 8 million flood-affected people need health assistance, including the provision of essential medical supplies and access to essential health care. As the displaced people return to their places of origin, they face an increased risk of disease transmission driven by damaged infrastructure, stagnant water, and inadequate sanitation facilities. Furthermore, according to United Nations Population Fund (UNFPA), as of November, 2022 more than 5.1 million women are of

<sup>1</sup> <https://reliefweb.int/report/pakistan/pakistan-2022-floods-response-plan-01-sep-2022-28-feb-2023-issued-30-aug-2022>

<sup>2</sup> Pakistan Floods 2022 Post Disaster Needs Assessment, Ministry of Planning & Development, GoP

<sup>3</sup> <https://earthobservatory.nasa.gov/images/150279/devastating-floods-in-pakistan> and ReliefWeb

<sup>4</sup> Eckstein, David, Vera Künzel, and Laura Schäfer. 2021. "Global Climate Risk Index 2021." Germanwatch Briefing Paper. <https://www.germanwatch.org/en/19777>.

<sup>5</sup> Government of Pakistan. 2021. "Updated Nationally Determined Contributions 2021." <https://unfccc.int/sites/default/files/NDC/2022-06/Pakistan%20Updated%20NDC%202021.pdf>.

<sup>6</sup> [www.unocha.org](http://www.unocha.org)

reproductive age (15-49 years), including an estimated 410,846 women who are currently pregnant, with approximately 136,950 births expected in the next three months.

The 2022 floods are expected to have a profound impact on lives and livelihoods. The impact on household welfare will come through at least four channels: (i) loss of household income and employment/livelihoods due to destroyed harvest, killed livestock, or inactivity of businesses; (ii) loss of assets, including homes, livestock, productive equipment, and household durables; (iii) rising food prices due to shortages of food arising from lost food stocks and poor harvests; and (iv) loss of human capital, given the significant threat of disease outbreaks and food shortages, and prolonged school closures, with attendant learning losses. Vulnerable groups such as women, children, people with disabilities, and refugees are likely to be disproportionately affected by the floods given their dire circumstances and limited access to social protection and coping mechanisms. The impact of the floods is likely to exacerbate already existing gender inequalities, revealing serious differences in safety, education, decision-making, and employment<sup>7</sup>.

In addition, recent gains in infant and maternal health may be reversed, undermining efforts to reduce poverty. There will be an increase in the proportion of households deprived of access to health facilities (such as clinics and basic health units). As a result, children under five will not be fully immunized, leaving children at risk of deadly and preventable diseases. Mothers of newborns will be deprived of ante-natal check-ups and post-natal care. Furthermore, many households will be deprived of clean water and sanitation,

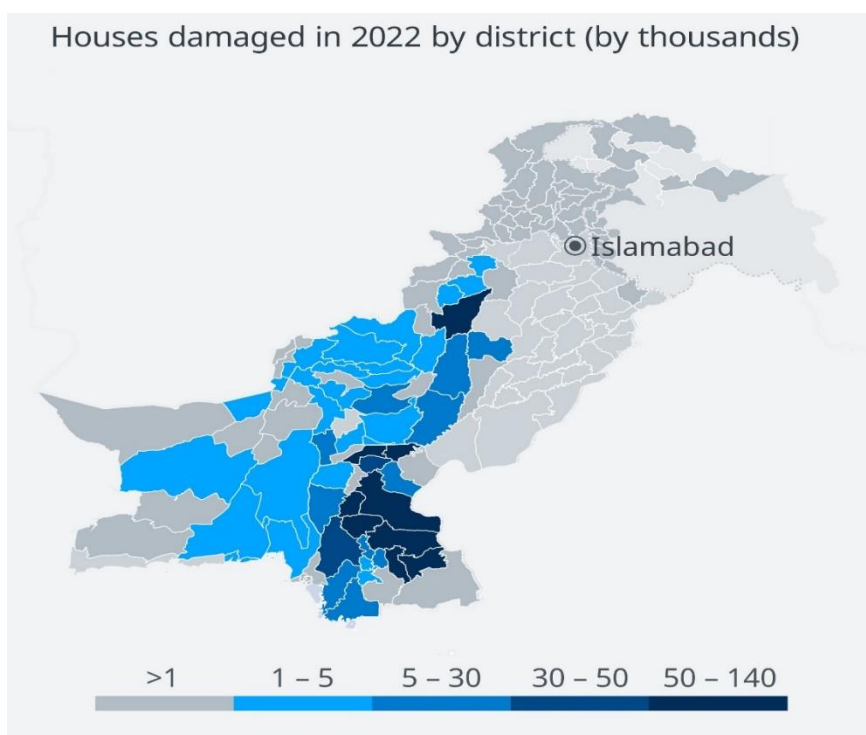


Figure 2: Flood Damage in Pakistan (OCHA as of September 2022)

placing more pressure on overstretched healthcare services, thus perpetuating a vicious cycle of disease and poverty. Women will be disproportionately impacted given their role as water and solid waste managers at the household level and as caregivers. The floods will likely aggravate the burden on women's duties and increase their vulnerability in terms of both health and personal safety.

Preliminary estimates of the PDNA suggest that the national poverty rate will increase by 3.7 to 4.0 percentage points, pushing between 8.4 and 9.1 million people into poverty, as a direct consequence of

<sup>7</sup> Pakistan Floods 2022 Post Disaster Needs Assessment, Ministry of Planning & Development, GoP

the floods. Similarly, multidimensional poverty will increase by 5.9 percentage points, meaning that an additional 1.9 million households will be pushed into non-monetary poverty. Beyond the national average, poverty in Sindh would increase by between 8.9 and 9.7 percentage points, and in Baluchistan by between 7.5 and 7.7 percentage points.

Preliminary estimates suggest an additional 7.6 million people face food insecurity at the national level, increasing from 7 million to 14.6 million people, as a result of loss of production and price increases. The highest number of food insecure people are in Sindh (8.2 million), followed by Balochistan (2.4 million), KP (2.3 million), and Punjab (1.7 million). Expected delays in the sowing of rabi<sup>8</sup> crops, particularly wheat, are likely to further reduce food availability and drive price increases in the coming months, making access to food more difficult, particularly for low-income groups in hard-hit areas.<sup>9</sup>

Women in particular have suffered notable losses to their livelihoods, particularly associated with agriculture and livestock, with attendant negative impacts on their economic empowerment and wellbeing. The floods have increased women's vulnerability to gender-based violence (GBV) due to aggravated household tensions, harassment, and abuse related to displacement and lack of secure infrastructure. Rates of early and forced marriages often increase in the wake of crises and economic security. The United Nations Population Fund estimates that 640,000 adolescent girls during the current crisis are vulnerable and at increased risk of coercions, GBV, and child marriage.

The humanitarian response to the floods came from international and national sources/NGOs supporting the Government of Pakistan, international and national NGOs support the affected population through food, health, non-food items (NFIs), water, sanitation, and hygiene (WASH)<sup>10</sup>.

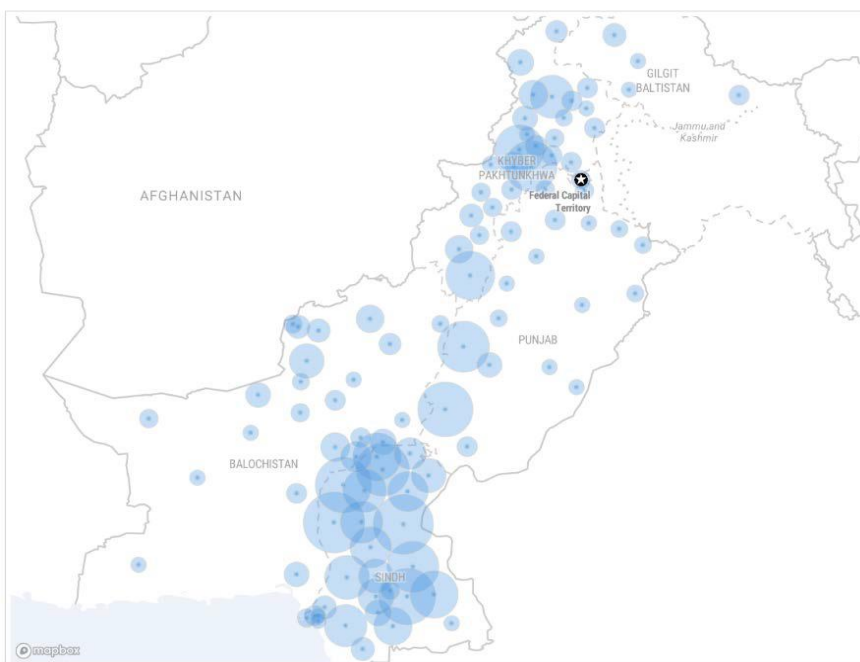


Figure 3: Humanitarian Partners Operational Presence / OCHA Pakistan Situation Report No. 11 (as of 11.11.2022)

<sup>8</sup> Agricultural crops sown in winter and harvested in spring

<sup>9</sup> Pakistan Floods 2022 Post Disaster Needs Assessment, Ministry of Planning & Development, GoP

<sup>10</sup> OCHA PAKISTAN: 2022 Monsoon Floods - Situation Report No. 11

# 1 Project Introduction

## 1.1 Background

Pakistan Poverty Alleviation Fund (PPAF) has recognized the disastrous impact of the above average rainfall that has flooded one third of Pakistan with impacting the rural and poor areas the most. These communities who were already living on the edge now need to cope with this sudden shock of lost livelihoods as crops and agricultural land have been damaged and hundreds of thousands of livestock have been lost. The damage caused by floods is estimated to be around US dollars 30 - 40 billion. The humanitarian situation which has impacted over 33 million people in Pakistan called for an urgent response to help the people stranded in floods. PPAF is working with communities to save lives. PPAF was one the first responders to this humanitarian crises and utilized its own resources through its PKR 250 million Emergency Flood Relief Program to distribute relief from early August to October in worst affected 14 districts of the country as per data reported by NDMA/PDMAs.

To undertake the Response, PPAF quickly mobilized its implementing partner organisations (PO) to provide much need aid in the shape of dry food items, non food items (NFIs) such as household goods and hygiene kits for women, water purification tablets, water containers and safe drinking water in addition to shelter kits and mosquito nets. Medical camps providing free medication and medical services as well as awareness sessions on health and hygiene were conducted.

Moreover, PPAF through its one of its partners established Information and Coordination Cells (I&CC) in 13 districts of Balochistan to support district administration in data management, avoid duplication of resources, and maximize the impact of humanitarian response.

Furthermore, PPAF has leveraged funds to attract multi-lateral and corporate donors, along with individual philanthropists, to extend its response. Besides significant in-kind contribution, an amount of over PKR 2,150 million leveraged for the Response. A number of proposals are in the pipeline.

This report details the results and findings from a third-party monitoring and evaluation exercise conducted for PPAF's own funded first phase of Emergency Relief Assistance to 2022 Flood Affected Population.

## 1.2 Objective of the Assignment

Overall purpose of third-party monitoring and evaluation (M&E) exercise was to monitor and assess the overall quality and performance of the PPAF's response to the 2022 monsoon floods. This assessment also provides impartial findings about the progress against the results framework, with focus on gender and diversity inclusion, accountability and safeguarding. Updates are also provided on challenges faced during the implementation, suggestions for improvement, and recommendations for way forward.

To undertake the assignment, the following assessment framework was formulated to achieve the objective of the assignment through a monitoring, verification and evaluation approach:

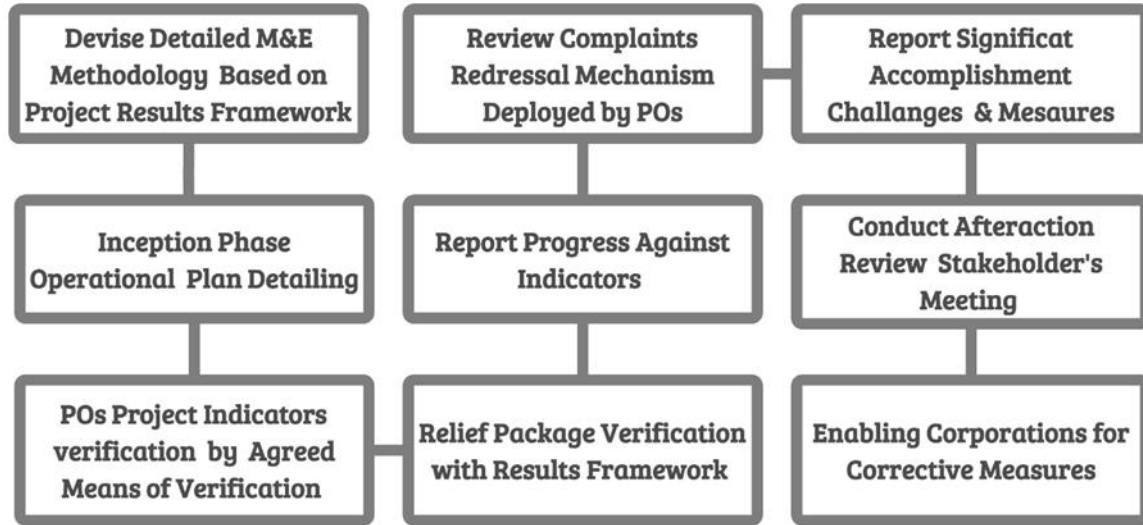


Figure 4: Assessment framework

The assessment framework acted like a guiding tool to streamline all the activities through step-by-step process to ensure smooth implementation, discovery of unexpected results, identifying areas for improvement and recommendations for the way forward while keeping in consideration gender and diversity inclusion, safeguarding and accountability throughout the process.

### 1.3 Methodology

#### 1.3.1 Indicative Methodology for the Assessment

The outline for the flow of the development and the progress of the assignment is shown in the diagram below. It started with the mobilization meeting followed by the development of the tools till the final report and presentation to the stakeholders in a step-by-step process of the work plan.

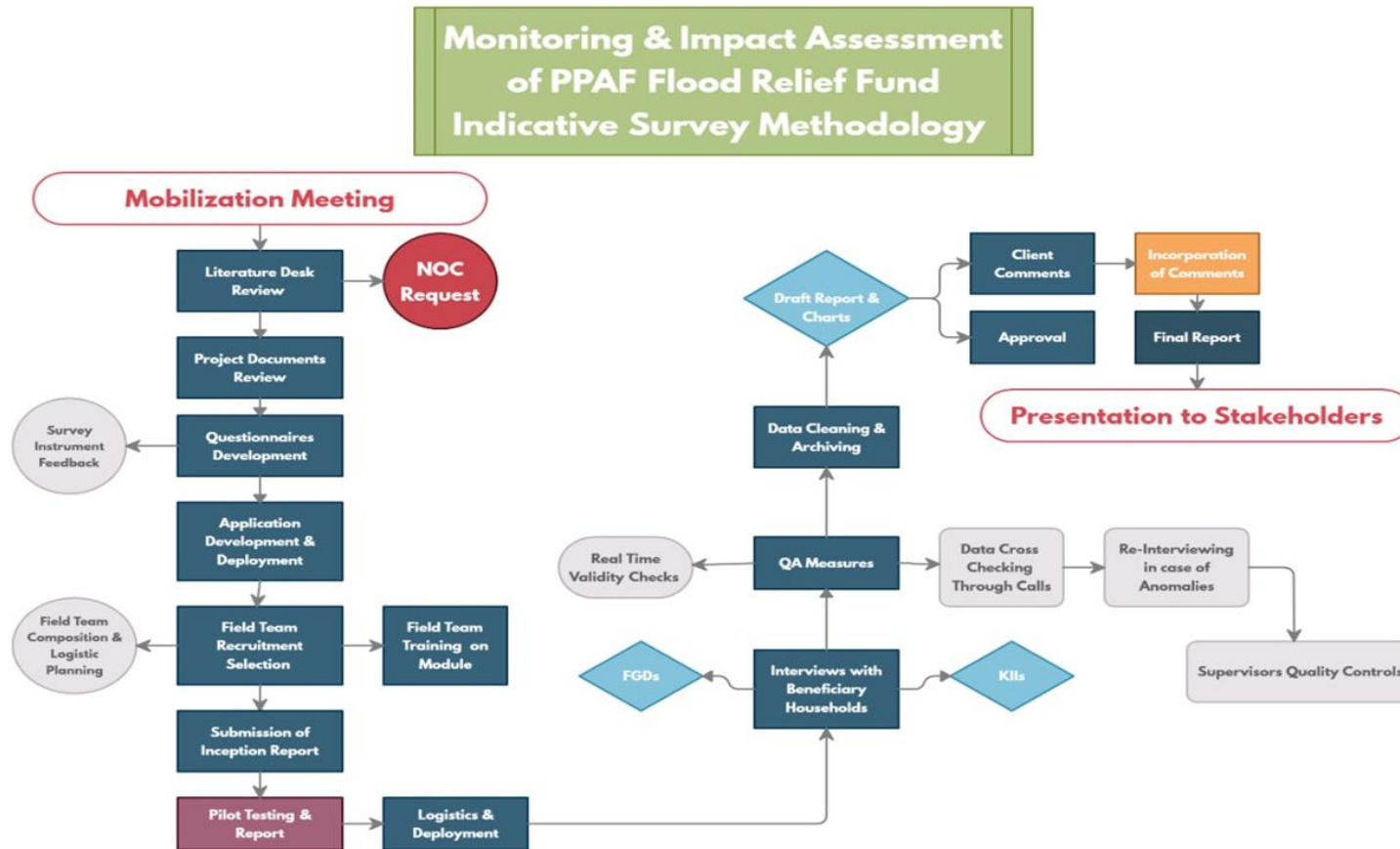


Figure 5: Technical Approach and Methodology



### 1.3.2 Review of Literature and Log Frame

The consultant carried out holistic review of key project documents, agreements particularly logical framework/Results Framework of flood response. The key outputs and logical outcomes were mapped and analyzed to develop the monitoring and evaluation framework. The M&E framework included a detailed approach against measuring intended and actual results, data gathering, analysis and monitoring different indicators pertaining to different socio-economic indicators of flood response. The framework included a section on means of verification, that was used during the data collection stage to validate data authenticity. Principles of DAC criteria were embedded in the framework. The specific questions related to the log frame indicators have been highlighted in each tool enclosed in the annexures.

Process monitoring tools embedded in the M&E framework were operationalized and, the field teams particularly looked at appropriateness, efficiency, and effectiveness of the interventions as per principles of DAC criteria along with the additional criteria of connectedness, coherence and coverage. This approach helped to gauge whether relief packages have been relevant as per needs of the beneficiaries and whether it meets the quality standards of global humanitarian practices. Moreover, interventions were also assessed from the angle of impact. During the data collection, the role of the implementing partners was assessed and their response was measured from an efficiency and effectiveness perspective.

Below is the flow chart which maps M&E mechanism of the assignment:

Categories	Input	Outputs	Outcomes	Impact
<b>Indicators</b>	Staff Materials Facilities Supplies	Distribution of various relief goods such as Food and Non-Food Items	Short term effect on beneficiaries  Intermediate effect on beneficiaries	Long term effects
<b>DAC Principles</b>	Relevance/ Appropriateness & Efficiency	Effectiveness	Connectedness	Impact
<b>Assessing Cross cutting principles adopted in implementation</b>				
Coordination		Coverage	Coherence	Protection

Table 1: DAC Criteria Indicators

As noted earlier, separate monitoring and evaluation tools were designed. The monitoring tools were administered in district Mirpurkhas in Sindh and district Jaffarabad in Balochistan. The final tools are in the annexure A.

### 1.3.3 Evaluation Tools

- **Household Survey**

The household survey was targeted towards the flood affected population who were the beneficiaries of the relief efforts undertaken through PPAF's implementing partner organisations (POs). The tool was specifically designed to cover all areas of the DAC criteria. The tool is presented in the annexure (A-H).

- **Key Informant Interviews**

Key informants (KIs) were purposively selected to bring insights from a number of constituencies, including:

- District Government Officials
- Community Leaders
- Partner Organization representative
- PPAF Management

- **Focus Group Discussion**

The focus group discussions were held for men and women separately in each of the targeted provinces. The primary aim of these discussions was to gain a qualitative insight into the impact and effect of flood relief operations pertaining to PPAF's partner organisation efforts. The participants comprised of Support Organisation (LSO)/Village Organisation (VO) member, Community Resource Person (CRP), teacher, community influential and flood affectees.



*Figure 6: Focus Group Discussion of Female Beneficiaries in district Karak*

#### **1.3.4 Sampling Framework**

As part of the sample selection process, the geographical area was selected first using multi-stage stratified sampling technique to determine the desired sample size. At the first stage of the sampling process, one district where PPAF was intervening was selected from each of the provinces and then the districts having maximum number of project beneficiary households was chosen.

For this third-party M&E, overall six districts were sampled. It is pertinent to mention that Jaffarabad and Mirpurkhas were chosen as the monitoring activities were on going only in these districts when the monitoring and evaluation assignment commenced. Evaluation of flood relief was performed in Sanghar, Karak, Rajanpur, Jaffarabad, Mirpurkhas and Shaheed Benazirabad. Shaheed Benazirabad (Nawabshah) was chosen as it was one of the few districts where livestock vaccination and fodder were being provided.

### Target Household Population, Universe, and Sampling Frame:

The target population of the survey consisted of all beneficiary households as per MIS record dated 3<sup>rd</sup> October 2022. Overall province-wise universe of the survey is given below in Table 1:

Sr. No.	Province	PPAF District Presence		No. of UCs Covered	Target Households <sup>11</sup>
		PPAF Presence (No. of District)	Corporate Partner Presence (No. of District)		Total
1	Sindh	4	4	30	30,662
2	Balochistan	6	3	21	24,000
3	Khyber Pakhtunkhwa	2	1	4	6,260
4	Punjab	2	0	39	18,800
		<b>14</b>	<b>8</b>	<b>94</b>	<b>79,722</b>

Table 2: Province-wise Target Households

### Sample size calculation:

To calculate a statistically significant sample size, following formula was used:

$$n = \frac{z^2 NP(1 - P)}{e^2(N - 1) + z^2 P(1 - P)}$$

Where

- n = Sample size
- N = Target Households Population
- P = Population Proportion
- e = Margin of Error
- Z = Confidence Level

Using the above-mentioned formula with N (79,722), e (5%) at 95% confidence/precision level and P (50% or 0.5) the calculated sample size is 382. We took the rounded off sample size of 400.

### Sample Size Distribution:

The total sample size of 400 was distributed among the four provinces through proportional allocation of province target households' population as shown in the Table 2 below:

Sr. No.	Province	Target Households	Percentage (%)	Sample Allocation (HHs)
1	Sindh	30,662	38%	154
2	Balochistan	24,000	30%	120
3	Khyber Pakhtunkhwa	6,260	8%	31
4	Punjab	18,800	24%	94
		<b>79,722</b>	<b>100%</b>	<b>400</b>

Table 3: Province-wise Sample Allocation

The Partner Organisations in the districts were as follows:

<sup>11</sup> PPAF is providing support in terms of food items, non-food items, temporary shelters/tarpaulin sheet, livestock fodder/vaccination/treatment, water tank/ water purification tablets etc. to flood affected households. Number of households reported above are being duplicated as one household is being benefitted from multiple interventions.

Sr. #	Partner Organisation	Sector	District
1	BRSP	Food Items	Jaffarabad
		Non-Food Items (Hygiene Kits)	
		Health (Water Purification Tablets)	
2	HANDS	Food Items	Sanghar
		Non-Food Items (Hygiene Kits)	Sanghar
		Fodder/vaccination/treatment for livestock	Shaheed Benazirabad
3	GSF	Food Items	Sanghar
		Mosquito Nets/ Repellent	Shaheed Benazirabad
		Fodder/vaccination/treatment for livestock	Shaheed Benazirabad
4	NRSP	Food Items	Rajanpur
		Non-Food Items (Hygiene Kits)	
		Tarpaulin Sheet	
5	Sabawon	Food Items	Karak
		Non-Food Items (Hygiene Kits)	
6	TRDP	Food Items	Mirpurkhas
		Non-Food Items (Hygiene Kits)	
		Mosquito Nets / Repellents	

Table 4: District wise distribution by POs in relevant Sectors

### Sample District Selection:

As per above mentioned methodology, Sanghar, Shaheed Benazirabad (Nawabshah) and Mirpurkhas were selected from Sindh, Jaffarabad from Balochistan, Karak from Khyber Pakhtunkhwa and Rajanpur from Punjab. The total sample size of 400 was distributed as per distribution of province sample allocation (Table 2) as shown in the Table 5 below:

Sr. No.	Province	Sample District	Sample Allocation (HHs)
1	Sindh	Sanghar	103
		Mirpurkhas	24
		Shaheed Benazirabad	15
2	Balochistan	Jaffarabad	120
3	Khyber Pakhtunkhwa	Karak	57
4	Punjab	Rajanpur	92
			<b>411</b>

Table 5: Actual Sample Size per District

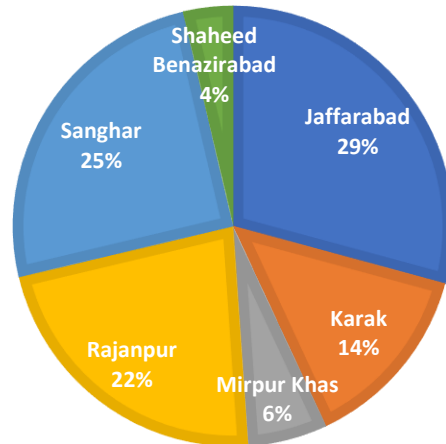


Figure 7: Sample Size Allocation per District

**Selection of Respondent Households:**

For sampled UCs, detailed beneficiary households’ list was provided to field staff by the concerned PO which were helpful to the enumeration teams to select beneficiary households on random basis. The firm further ensured a gender representative sample by considering at least 50% respondents as women. In some areas, such as Mirpurkhas district, women were the only beneficiaries who had been provided the relief goods (nonfood items, mosquito nets and hygiene kits).



Figure 8: Beneficiaries living in tents provided by PPAF in district Sanghar

**1.3.5 Data Collection and Field Activity**

The field activity was composed of two separate activities: monitoring of actual distribution of relief goods by the PO at various locations in Jaffarabad and Mirpurkhas and evaluation at the beneficiary household level from those where the distribution activity had already taken place.

A **field implementation /deployment plan** was developed upon conclusion of the training and prior to the commencement of the field activity. The implementation plan detailed when a particular team would visit the district and the places, they are expected to travel to in order to collect the data.

Communication devices and field material were provided to the enumerators. Daily field plans were shared with field staff by the supervisor. Once the enumerators started data collection work in the field, the provincial monitor's role was crucial in monitoring the quality of the work and providing support in resolving issues raised on the field.

After the completion of the field logistics, field teams were deployed to collect data based on the agreed instruments. Teams of enumerators were formed and deployed at the identified geographical locations to conduct the assignment. These enumerators visited the selected households, relief camps and temporary shelters to conduct the survey activity. Field monitoring of data collection was performed by paying unannounced visits to the surveyed households, as a check on the enumerators' performance by the field supervisor.

Each of the 5 field teams were required to administer one questionnaire in each household they visited, with either a male or female respondent per household. The field teams conducted the FGDs separately for men and women as well as conducting the key informant interviews with various stakeholders.



*Figure 9: Household Interview with Female Beneficiaries in district Sanghar*

For monitoring purposes, 2 field team of 2 monitors each were required to visit the site or camp of the PPAF's partner organisation (PO) who carried out the actual distribution of relief goods and services to flood affected people. The monitoring comprised of observation of the distribution process, getting information on planned and actual distribution of various items and services as well as interviews with beneficiaries regarding the distribution process and whether the goods provided or the services rendered (such as awareness sessions and medical camps) were relevant to their needs and requirements etc. The field monitoring was held for 5 days in each of the two districts where distribution was on going.

### 1.3.6 Data Management and Quality Assurance

GAT Consulting developed strict monitoring mechanisms to ensure the reliability and validity of the data. A 4-tier monitoring and quality mechanism was followed which is described below:

- **First Tier Monitoring through Spot Checking**

The field Quality Assurance team made surprise spot checks to locations unknown to the survey field teams. These visits served to confirm that the teams are present exactly where they are supposed to be as per the field schedule as well as to monitor the implementation of the questionnaires by the team members.

- **Second Tier Monitoring through Live Tracking**

The field teams were required to share their live location (GPS) and hence, mobile phone containing GPS location technology would also be used for the purpose of the field activity. The purpose of this live tracking system is to make sure that each member is present at the field where they are required to be as per the field plan.

- **Third Level – Back-checking by Monitoring Team**

The third level of monitoring and quality assurance required calling up the 15% respondents and confirming with them that they had been interviewed either by the field staff face-to-face. This activity was carried out from the home office. The monitoring team went through the entire dataset and screened it for possible errors. The information collected through this exercise was compared with the data collected by the enumerators. This process ensured the completeness and accuracy of the data.

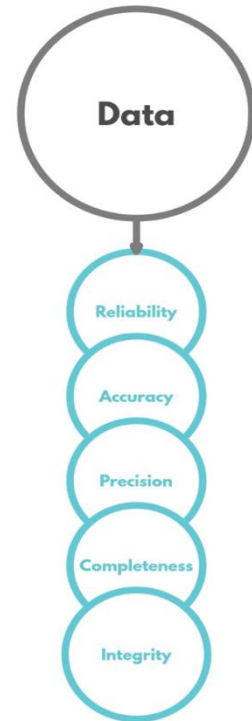


Figure 10: Data Management & QA Methodology

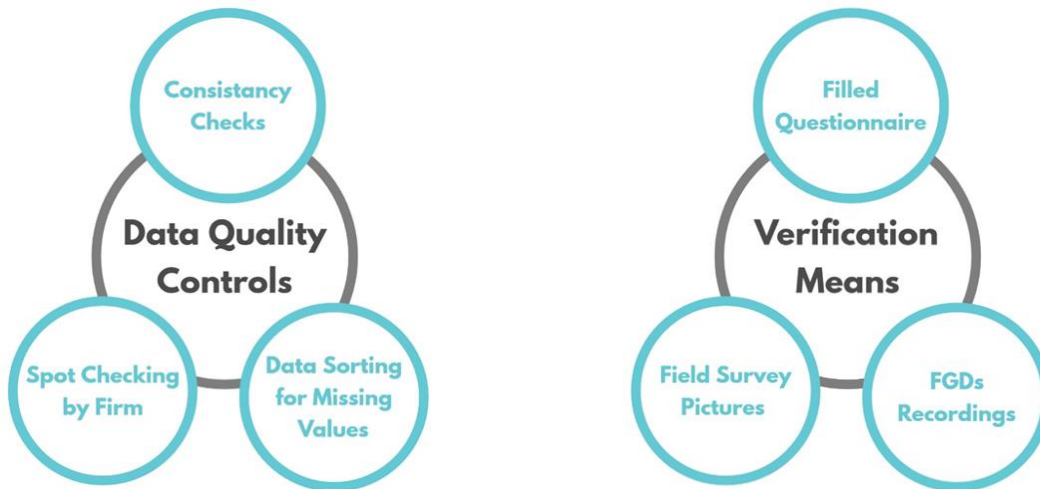


Figure 11: Data Quality Control and Verification means

The data quality controls were also supported by the verification methods to ensure that the evidence of the data have all the characteristics mentioned in the figure above.



Figure 12: Female beneficiaries who have received Water Containers in Mirpurkhas during monitoring of distribution

### 1.3.7 Data Analysis and Reporting

Framework analysis, using deductive and inductive approaches and guided by the evaluation questions (Annexure A), was used by the survey firm to analyze quantitative and qualitative data, such as structured, close-ended household survey questions, key informant interviews, open-ended focus group discussion responses, and programme and policy documents. Survey data were entered into ODK (directly by the research team based on paper copies of the surveys) and analyzed using Stata and Excel, disaggregating responses by district, region, age, gender and occupation of respondents. All findings were integrated using the evaluation matrix structure, based on the OECD DAC criteria and main evaluation questions (which followed the Log-frame based on the *Sphere Standards* for humanitarian response).

The quantitative and qualitative tools were developed after the detailed secondary review of the key documentation, concept notes, relevant reports to help with their development and with the approval of the client these tools were used in the data collection process. The data was collected from beneficiary households, Focus Group Discussions (FGDs) with communities, and Key Informant Interviews (KIIs) with the government officials, PPAF team and relevant POs’ staff. The monitoring element was covered through separate monitoring tools.

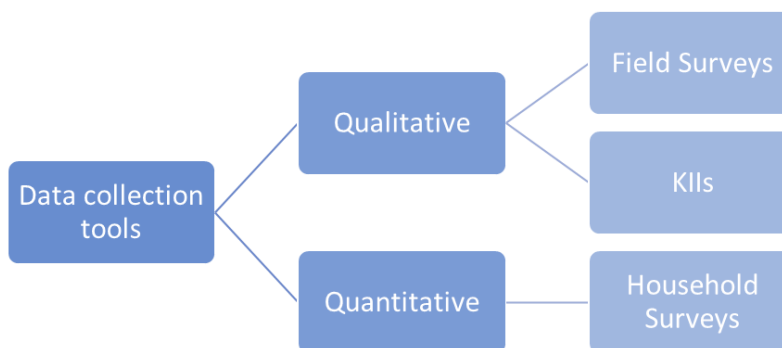


Figure 13: Data Collection Tools to be developed



Findings were shared with the PPAF management team and wider partners for comments and corrections in mid - November 2022.

### **1.3.8 Ethics**

All participants were provided with information about the study and were assured of privacy and confidentiality of reporting. All were asked for verbal consent and reminded that they could leave the survey process at any time, without needing to give justification.

## 2 Results and Discussion

### 2.1 Overview of the OECD-DAC Criteria

The Economic Co-operation and Development's (OECD) Development Assistance Committee (DAC) first outlined a set of evaluation criteria in 1991 and reviewed them in 2019 taking stock of experience and learning. These international evaluation criteria form a core reference for evaluating development and humanitarian interventions and include **appropriateness, efficiency, effectiveness, impact** and **connectedness**. In addition, evaluations of humanitarian interventions should also apply the criteria of **coverage, coherence, coordination** and **protection**. International evaluation criteria set the *values* and the *framework* that will guide an evaluation. They provide a frame that helps to develop the main evaluation questions, undertake the analysis and present the conclusions. The criteria can be further explained point by point:

Criteria	Definition
<b>Appropriateness</b> <i>Is the intervention doing the right thing?</i>	The extent to which humanitarian activities are tailored to local needs, increasing ownership, accountability and cost-effectiveness accordingly. Can be used in place of Relevance.
<b>Efficiency</b> <i>How well are the resources used</i>	The extent to which the intervention delivers, or is likely to deliver, results in an economic and timely way.
<b>Effectiveness</b> <i>Is the intervention achieving its goals?</i>	The extent to which the intervention achieved, or is expected to achieve, its objectives and its results, including any differential results across groups.
<b>Impact</b> <i>What difference is the intervention making?</i>	The extent to which the intervention has generated or is expected to generate significant positive or negative, intended or unintended, higher-level effects.
<b>Connectedness</b> <i>Will the benefits last?</i>	The degree to which activities of a short-term emergency nature are carried out in a way that takes longer-term and interconnected problems into account (e.g. refugee/host community issues; relief and resilience).
<b>Further criteria for interventions in Humanitarian settings</b>	
<b>Coherence</b>	The compatibility of the intervention with other interventions in a country, sector or institutions.
<b>Coverage</b>	The degree to which major population groups facing life-threatening suffering, wherever they are, have been provided with impartial assistance and protection, proportionate to need. Requires analysis of differential coverage/ targeting, inclusion and exclusion impacts on population sub-groups (gender, ethnicity, location, family circumstance).
<b>Coordination</b>	To be considered in conjunction with effectiveness and refers to the coordination with multiple actors involved in provision of humanitarian aid.
<b>Protection</b>	It is a critical element to be considered in the effectiveness context. Assessment of levels of security and protection should be part of the humanitarian assessment evaluation.

## 2.2 Findings

This section details the findings of the field survey after data cleaning and analysis has been performed. As per the DAC criteria requirements, the findings have been analyzed as per each element of this criteria. There were 6 districts considered for the field survey based on mutual discussions with PPAF. In two districts of Mirpurkhas in Sindh and Jaffarabad in Balochistan, monitoring of the distribution activity was also performed. The distribution in Jaffarabad had been postponed due to some security concerns but resumed in time for the monitoring to be undertaken. Shaheed Benazirabad was chosen as it was one of the few districts where livestock fodder and vaccination had taken place.

### Sample Distribution for Evaluation Survey

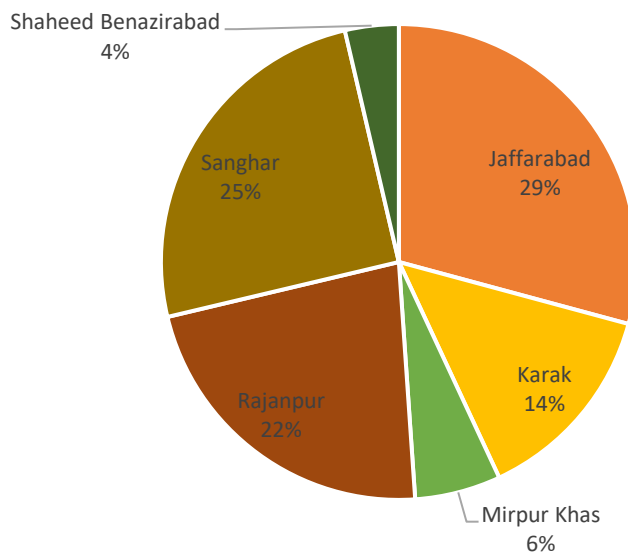


Figure 14: Distribution of District Wise Sample over 4 Provinces

### Sample Distribution of Monitoring Activity

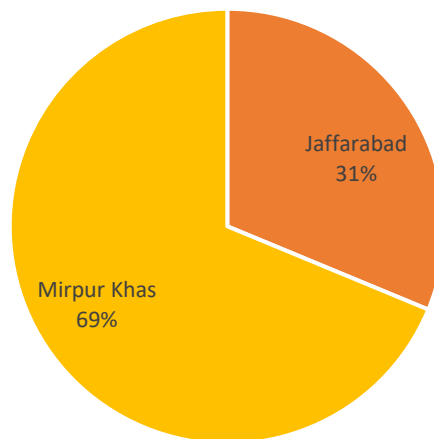


Figure 15: Sample Distribution of Monitoring Survey

In Mirpurkhas district, only female beneficiaries were provided with the relief goods. Hence, this has led to the female representation in the sample to be slightly on the higher side of 54%.

### Gender Distribution of Sample

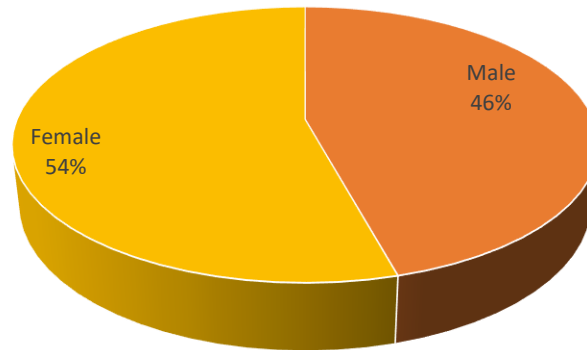


Figure 16: Gender Distribution of Sample

It was found that a majority of the beneficiary houses (60%) had been partially damaged in the floods followed by 36% which were completely damaged. Only 4% houses had not suffered any damage. The reason for these statistics is that those regions had been chosen by PPAF where the damage from the floods had been maximum. The Partner Organisations had helped to identify those districts where the floods had caused the most destruction in terms of property and livelihoods and where the flood affectees were suffering the most.

### Status of Houses after Floods

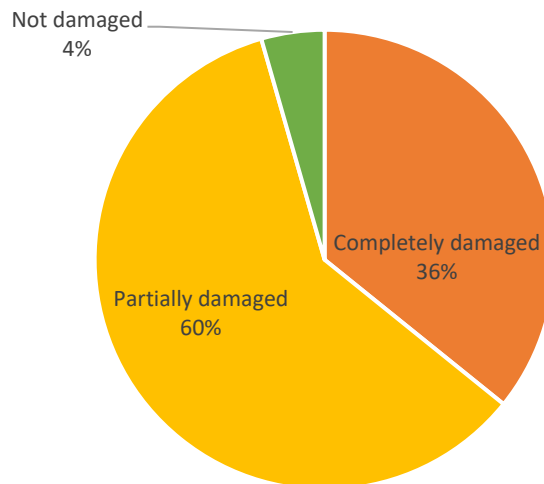


Figure 17: Status of Beneficiaries' Houses after Floods

The province wise distribution shows that most of the houses in Balochistan (62%) had suffered complete damage followed by Sindh (47%), where in Punjab and KP, the majority of the houses (91-93%) had been partially damaged.

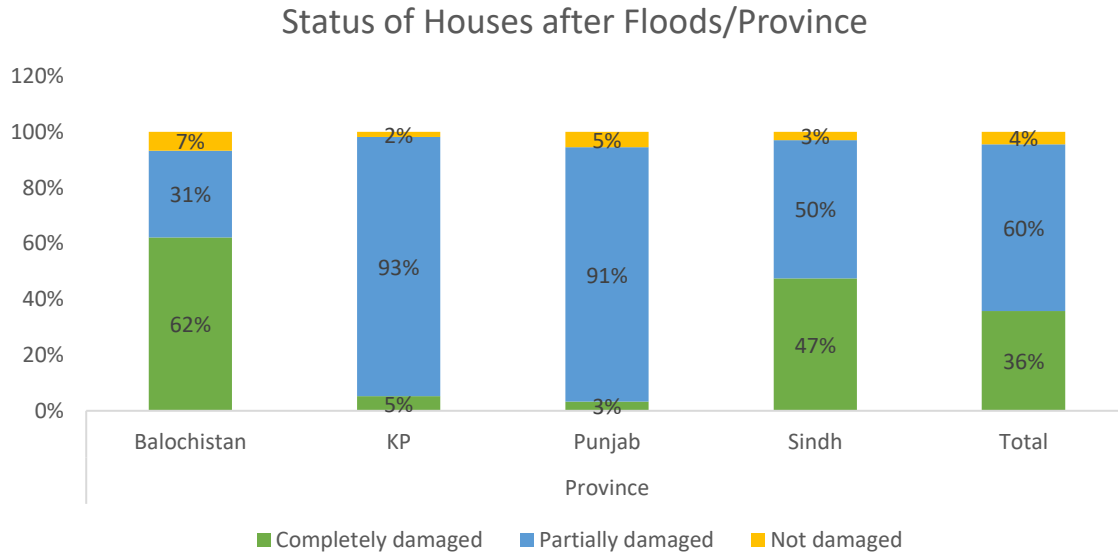


Figure 18: Status of Houses after Floods per Province

Majority of the agricultural lands owned by the beneficiaries had been fully destroyed (54%) in the floods especially in Punjab where there was 100% destruction, followed by Sindh at 63%. The least damage had been caused in KP where 31% of the lands had not been affected in any way. Overall partial damage of the agricultural lands had been 36%.

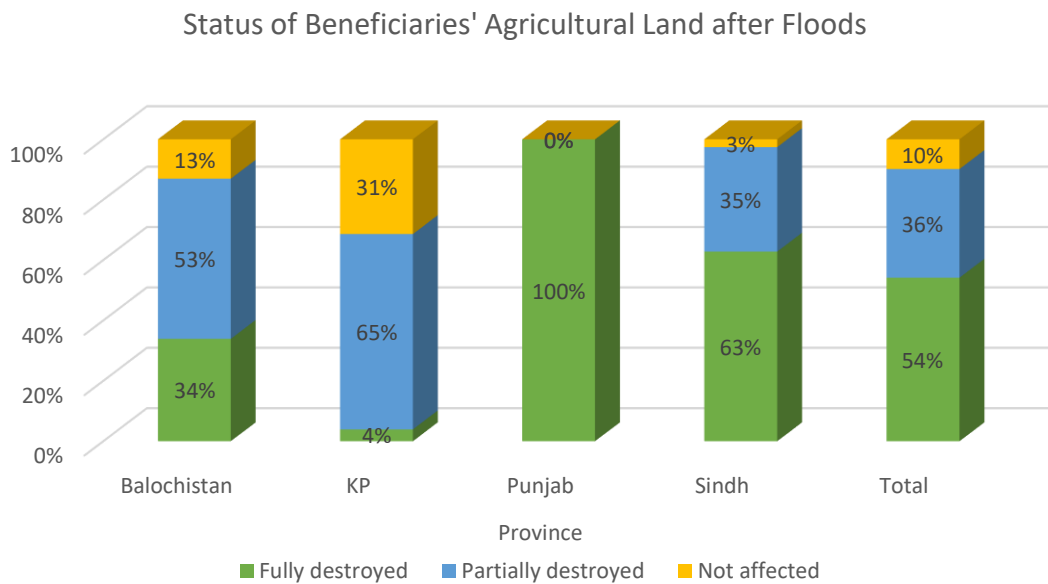


Figure 19: Status of Beneficiaries' Agricultural Land after Floods

It was observed that the majority of the respondents had not been residing in relief camps (68%) but were at roadside locations or in their homes. It was observed that the scouting teams did not venture into difficult to reach areas to distribute tokens or conduct need assessment.

### Residing in Relief Camps

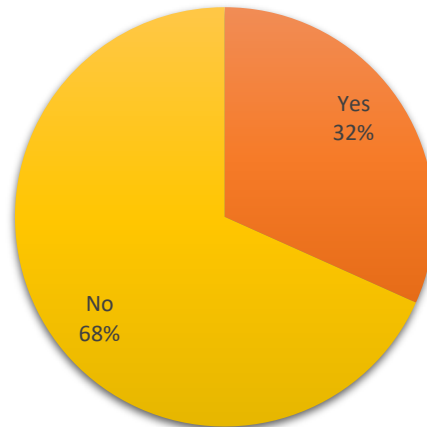


Figure 20: Beneficiaries Residing in Relief Camps

Majority of the flood affected households had been agricultural or livestock workers prior to the floods affecting their livelihoods (51%). 35% were daily wagers and 8% did not have any job when the floods struck.

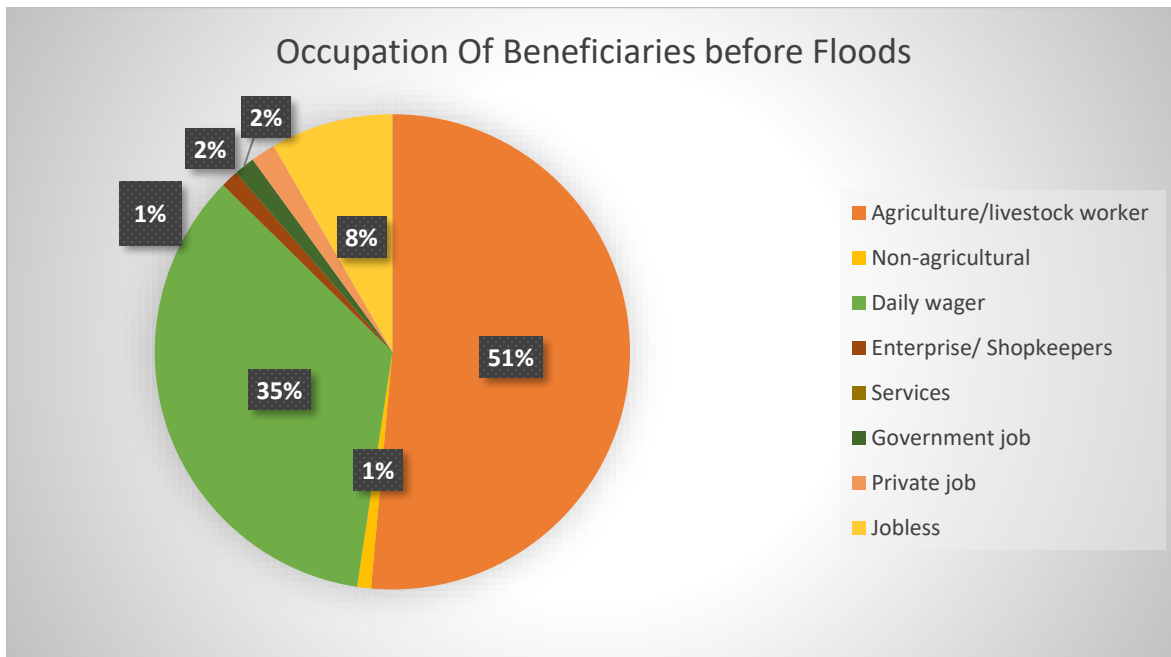


Figure 21: Occupation of household beneficiaries prior to the Floods

### 2.2.1 Appropriateness

This section relates to the appropriateness and relevance of the relief operations undertaken in this program such as consultation with beneficiaries prior to distribution of relief items, selection process of the beneficiary, types of items and services distributed, adequacy of the items and their adherence to specifications and response towards meeting the immediate needs of the beneficiaries.

PPAF had used data from PDMA, NDMA and the MDPI (Multi-dimensional Poverty Index) to select districts for the intervention activities. Similarly, the number of housing units damaged, livestock perished, number of deaths and injuries etc were considered. Selection of the partner organization was made on the basis of their proposals, their presence and experience in disaster relief programs. They were evaluated by a five member evaluation committee. Accordingly, upon award of contract each PO was given their specific sectoral targets to meet the overall project objectives depending on the area.

A majority of the respondents at 70% said that they had been consulted prior to the provision of the relief goods that were provide to them. The highest percentage where consultation had taken place was at 100% in Punjab followed by 88% in Khyber Pakhtunkhwa and 77% in Sindh. In Balochistan, the majority claimed they had not been consulted (68%). It is pertinent to mention here that in Jaffarabad, a security situation had arisen which also resulted in delayed distribution of the relief goods. It is felt that due to this reason and time scarcity, the PO based there was unable to conduct consultations or detailed needs assessment prior to distribution. In Khyber Pakhtunkhwa, the PO had conducted focus group discussions and in depth interviews to determine the needs of the community. Female staff gathered information through community dialogues and observations in the community as well. In the rest of the provinces, needs assessment was also carried out through community leader consultations along with district official meetings.

These findings are reciprocated by the findings of the qualitative survey whereby, the partner organisations and district officials also said that consultations with the community had taken place prior to the distribution process. Hence, the needs assessment process by the POs had been generally followed.

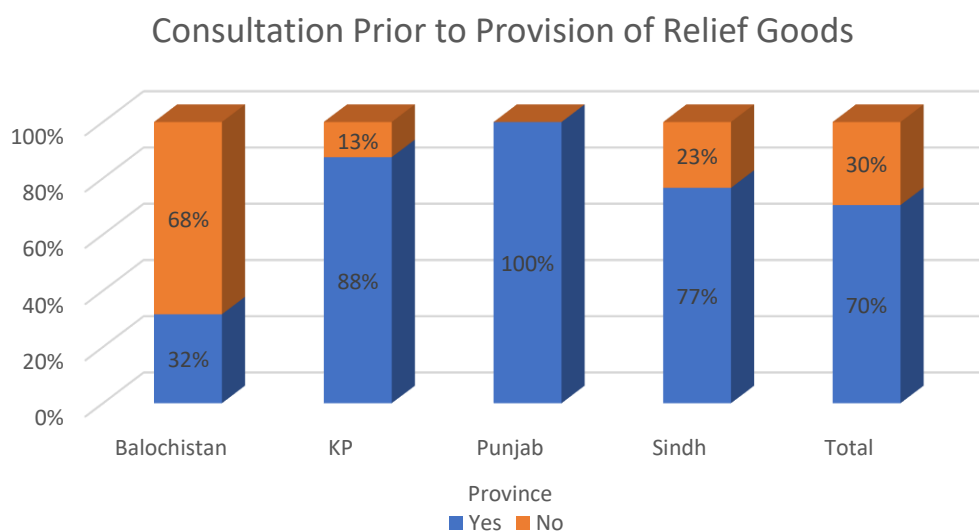


Figure 22: Consultation of Beneficiaries prior to provision of Relief Items

The flood affectees had been involved in the consultation process prior to being provided with the relief goods during questioning of the beneficiaries at the distribution sites. As can be seen in the pie chart below, most of them had requested non food items related to households followed by mosquito nets (24% each) and by food items (15%).<sup>12</sup>

### Requirement of Relief Items from Affectees

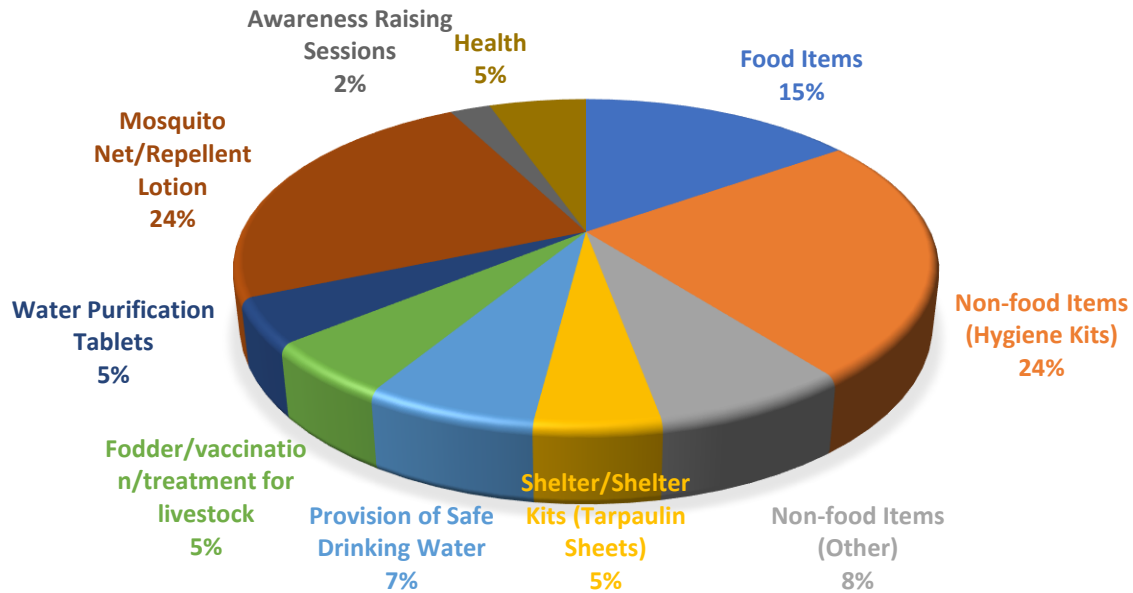


Figure 23: Required Relief Items to Beneficiaries

Households were mainly selected through visits to camp sites and locations already existing in which the flood affected population was present (55%) while the remaining 44% was selected through consultation with community institutions after being deemed eligible to receive the aid.

### Method of Selection of Household for Intervention

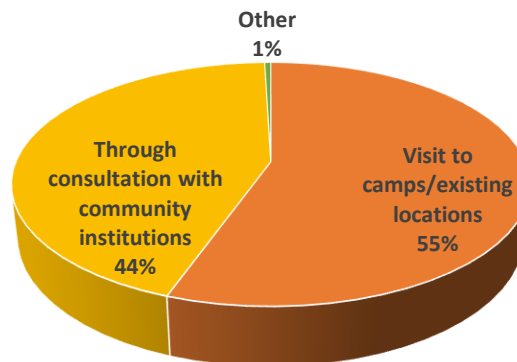


Figure 24: Method of Selection of Household for Intervention

<sup>12</sup> At the time of the survey respondents' needs might be changed as communities are now looking towards early recovery interventions.



In Karak, the PO used a triangulated approach towards identification of target beneficiaries. In the first stage, the PO met with the DC and were provided a list of PDMA beneficiaries by them and the areas that were most affected. In the second stage, the PO visited the affected UCs and met with the UC counselor. In the final and third stage, the PO visited the concerned village/area and physically validated each household themselves or through the village council/community leaders (this was validated by the community leaders as well). The major challenges identified by the PO in identifying the target beneficiaries were in accessing them in areas where the road network had been negatively impacted by the floods and rain. In Sanghar, the primary challenge were the empty houses to which the affectees were now returning to since their identification was proving to be difficult.

Similar approaches were adopted by other partner organisations in the other districts. For example in Rajanpur, the PO also involved local women’s institute in the identification process of beneficiaries.

**“Households having damages fully or partially, disabled people, widows, young children”**(District Official, Karak on criteria for identification of beneficiaries)

The focus group discussions and community leaders interviews confirm that POs had made house to house visits prior to selection of beneficiaries.

The respondents were asked how they came to know about the location and schedule of the distribution sites and the majority responded that they came to know through the community focal person followed by volunteers (40%). The remaining 10% specified that direct announcements in relief camps were made to provide them this information.

### Knowledge of Distribution Site & Schedule

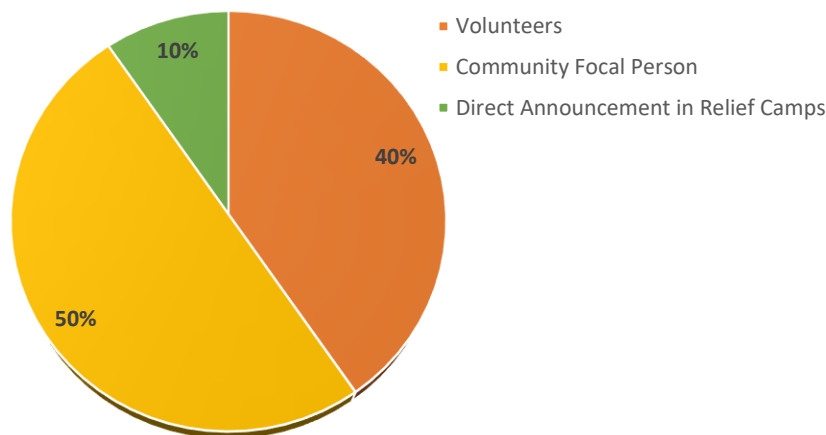


Figure 25: How Beneficiaries came to Know about Distribution Sites

The category of relief items distributed to the flood affected households are depicted in the bar chart below. 84% of the households had received food items followed by hygiene kits to 69% households and 28% received mosquito nets and repellent lotion. The results of the focus group discussions show that the respondents had received the items as per the relevance of their needs. However, as the distribution activity was delayed in Jaffarabad so the participants needs in the district were more inclined towards

winter kits, as winter is approaching. Shelter was the primary requirement in that area as the floods had done maximum destruction to property.

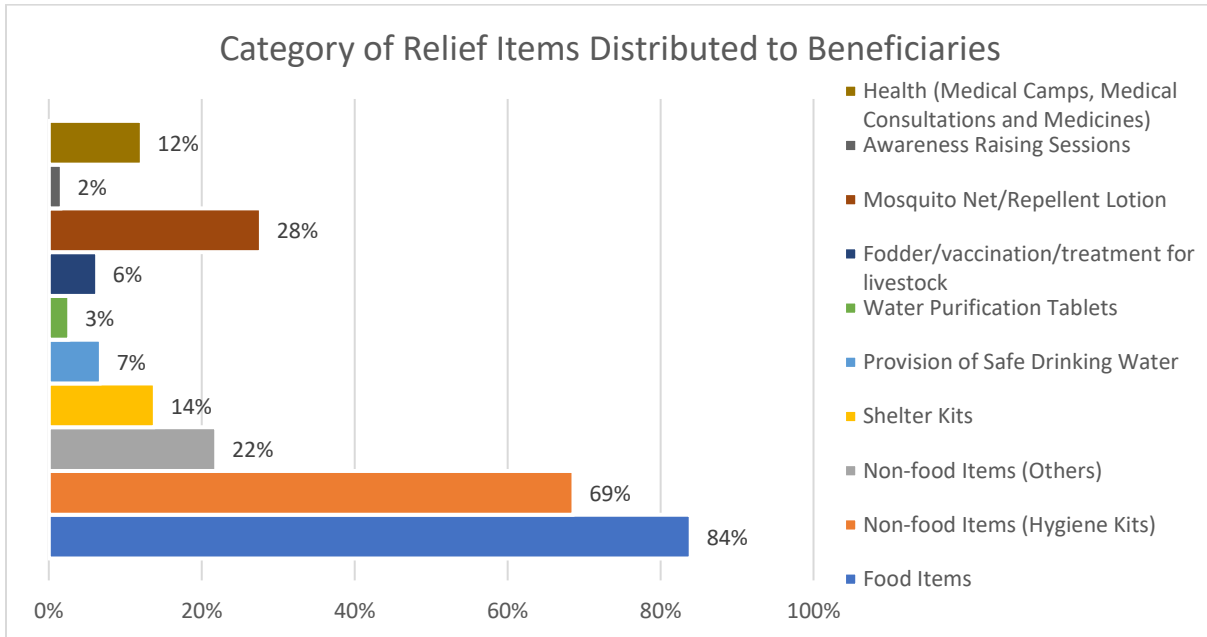


Figure 26: Category of Relief Items Distributed to Beneficiary Households in Affected Areas

Distribution of relief goods and services were monitored during their delivery in two districts where the distribution exercise was on going. It was seen that majority of the food items had been distributed in Jaffarbad followed by Water Purification Tablets whereas in Mirpurkhas, NFIs (hygiene kits) followed by mosquito nets and repellent lotion and awareness and health sessions had been conducted. The COO, GH-LHRMDO, GH-QARD and GM-MER also visited locations such as Thatta, Sanghar, Shaheed Benazirabad, D.I.Khan, D.G.Khan, Rajanpur and Lasbela to monitor implementation and quality of interventions by POs. GAT Consulting was hired as the third party to conduct M&E. Flexibility in project design ensured that the needs of the beneficiaries were being taken care of in the affected areas.

### Distribution of Relief Goods /Services

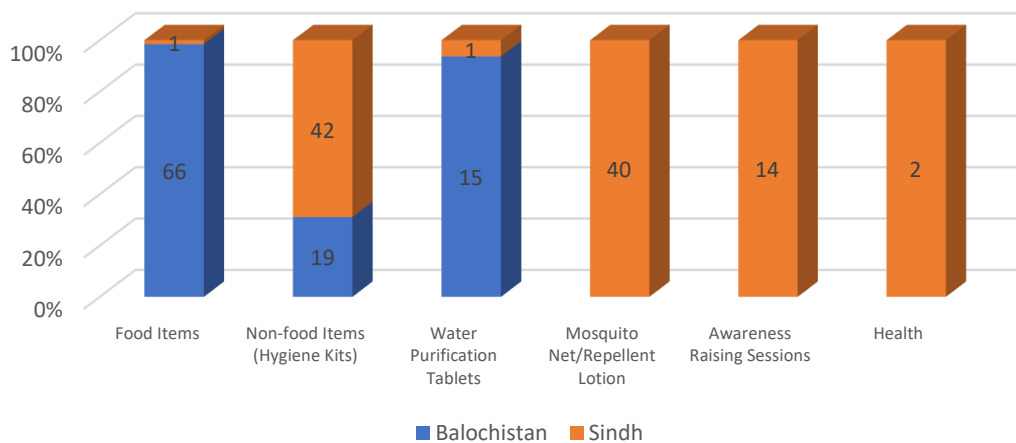


Figure 27: Distribution of Relief Goods Items at Distribution Sites

The field staff were required to check specifications of food items, hygiene kits and shelter kits that were distributed by the POs against those provided by PPAF. It was ascertained that all the specifications were being met in all the districts. The responses from the community were then collected against their perception of the specifications being met. It was found that 89% of the households thought that the specifications were being met and 11% were of the opposing view. It is entirely conceivable that some of the beneficiaries may not recall the specifications actually were at the evaluation stage.

The focus group discussions yielded the results that communities everywhere were generally quite satisfied with the distribution mechanism and process adopted by the various partner organisations.

89% of the beneficiary households were of the opinion that the relief response was appropriate to fulfilling their immediate needs. The 32% in Balochistan who disagreed to the appropriateness of the response had stated that they had not received all the required items such as tents and blankets. The graph below depicts their level of satisfaction with the response across the provinces:

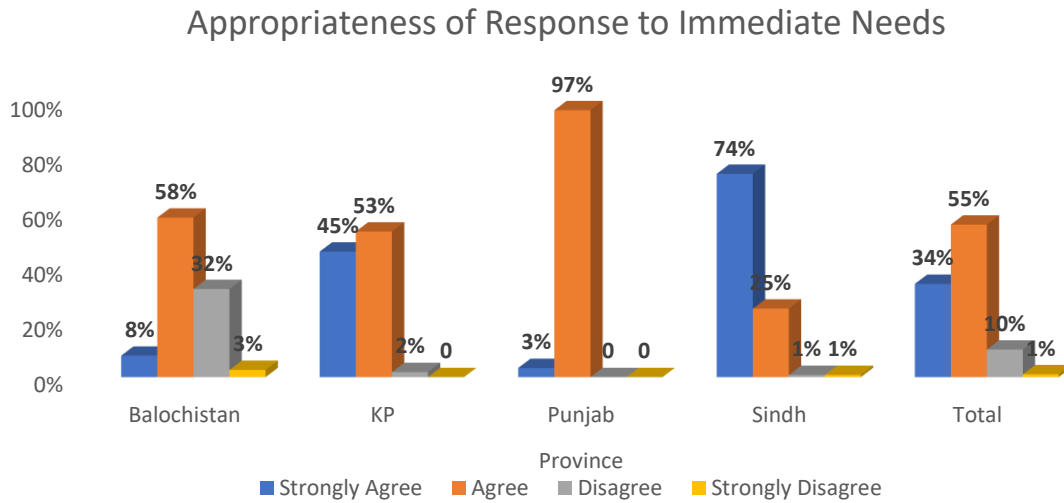


Figure 28: Appropriateness of Response to Immediate Needs



Figure 29: Distribution Site in Jaffarabad district, Balochistan

The respondents were questioned about the appropriateness of the response of the relief activities toward ensuring access to immediate relief goods and services. 91% had agreed that the response was appropriate.

### Appropriateness of response towards ensuring Access to immediate relief goods/services

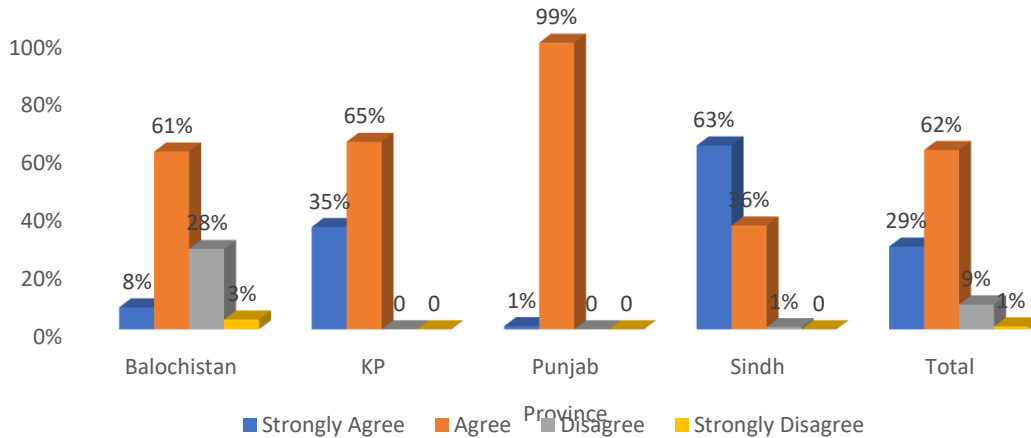


Figure 30: Appropriateness of Response towards Access to Immediate Relief Good/Services

District officials also expressed general satisfaction in working with the PPAF selected POs. **“Very productive coordination for the betterment of the community and flood affected people”** was how the PDMA official in Rajanpur termed the experience.



Figure 31: Mosquito nets and repellents distributed to community in Mirpurkhas

Overall, the needs assessment shows that the items provided were generally required by the affected population. Bangladesh, which was also affected by floods resulting from monsoon rains of 2022, distributed almost the same relief good items to their flood affected population which is in line with international best practices. Dry cooked items were initially provided, which could last a week followed

by food items such as pulses and rice that needed to be cooked along with oil, water purification tablets (phitkari), salt and additionally, potatoes. Hygiene kits containing essential items such as towels, sheets, candles, plastic buckets, jugs, shovels, sandals, mosquito nets and toys were distributed and hygiene and disaster preparedness sessions with beneficiaries were conducted. Bangladesh started repairing and disinfecting the wells in the flood affected regions as soon as the water started receding. The country has a Flood Action Plan which was developed after intensive studies were conducted by UNDP, a French Engineering consortium, USAID and JICA. This plan studies the causes and nature of floods and provides guidelines on controlling them. Pakistan may need to develop a similar long term action plan since it has now become prone to climate change which is expected to result in similar natural disasters in the coming years.

Consultation with the POs and affected communities confirmed that with the advent of winter, shelter facilities should focus on weather aspects. Moreover, blankets and warm clothes, winterization kits would be an immediate need in the near future to enable safe, warm and dignified living conditions.

Affected communities were also thinking on a long-term basis about the rehabilitation of their livelihoods. Most of the people were directly or indirectly dependent on agriculture for their livelihood and food security. Destruction of farmlands, crops, depots containing harvested products and seeds has been witnessed throughout the length and breadth of the areas impacted by the flooding. This entailed drainage of water from agricultural lands where there was stagnant water and supply of seeds and fertilizers along with restoration of water supply channels. Reconstruction of housing was also among one of the most pressing needs of the flood affectees. Availability of a longer-term supply of clean and safe drinking water had also been specified by the people who participated in the survey.

### 2.2.2 Efficiency

It was observed that PPAF's partner organisations were the first responders to the flood affected areas, providing relief goods through their partner organisations. This was also backed up through the qualitative data obtained from focus group discussions and key informant interviews with district officials and community leaders.

PPAF brought onboard those Partner Organisations that had relevant experience, outreach and the required operational capacity to function productively and efficiently in the target intervention areas.

In consideration of the supply chain constraints and the non-availability of supplies in the targeted areas, a mix procurement process of centralised procurement and/or procurement by the contracted Partner Organizations was followed. The COO was authorized to decide considering the economies of scale and to overcome the supply chain constraints.

Based on the PPAF's procurement guidelines, in case of procurement by the POs, they prepared procurement plans followed by the process of quotation from local vendors and Government accredited vendors like Metro and CSD. For timely and smooth implementation, the POs ensured appropriate monitoring of all relief items to adhere to the given specification.

The overall procurement process produced healthy competition at local market, which culminated in best offers by the local vendors. Due to this mechanism, PPAF response remained efficient and effective.

Detail of PO-wise disbursement is placed as Annexure M.

**“Quick procurement, quick assessment and quick distribution”** (Rajanpur PO) was the main strategy employed to deliver flood assistance in a timely manner by the partner organizations.

The relief items supplied through the POs by PPAF had their branding and visibility protocols were followed. This enabled the beneficiaries to know which organization was responsible for providing them the assistance. In addition, the POs who conducted the needs assessment informed the affectees when and where to receive the aid items.

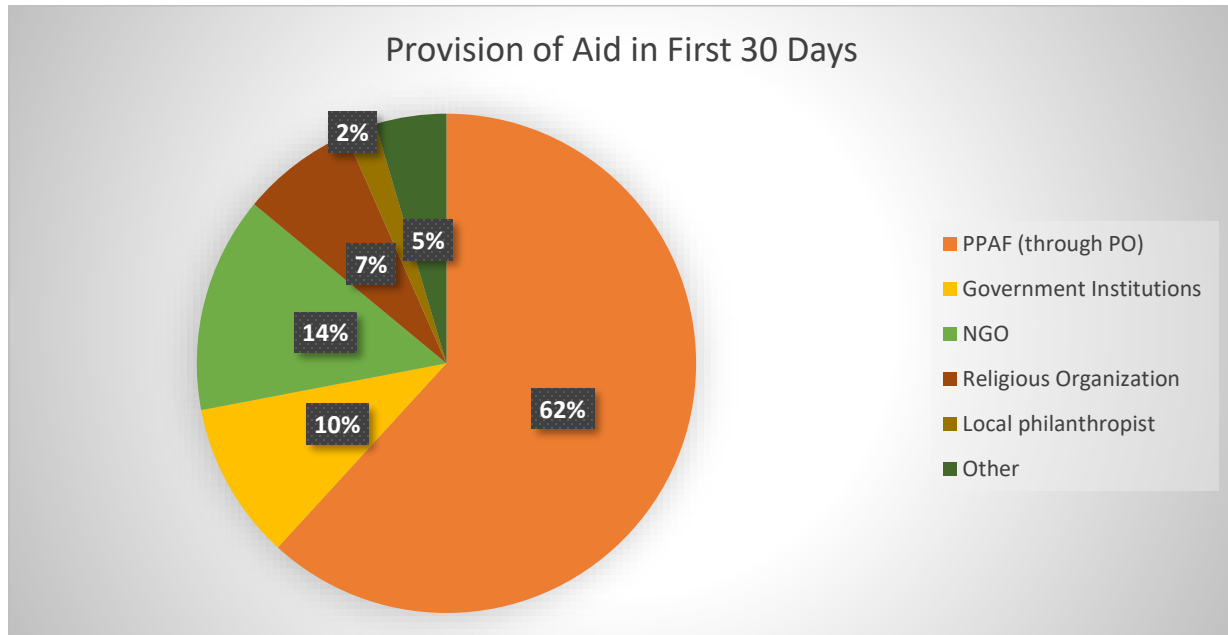


Figure 32: Provision of Aid in first 30 days of Onset of Floods

Majority of the respondents agreed that the relief aid was provided to them in a timely manner i.e., within 20 days; however, in some cases there was a delay of 21 to 40 days reported. None of the participants believed that the aid was provided to them with significant delay i.e., later than 40 days after the calamity struck. However at the same time, 68% of the respondent felt there was delay in provision of shelter kits and 46% mentioned delay in receiving NFI (Hygiene) sets although it was not a significant delay.

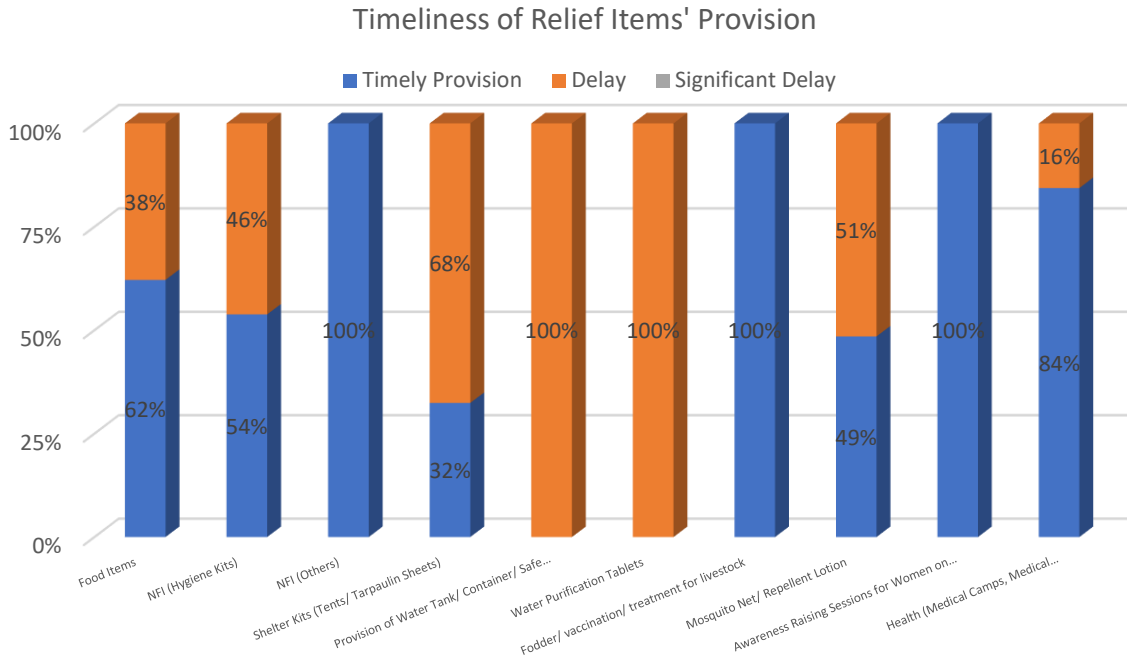


Figure 33: Timeliness of Response

The POs claimed to involve the community and the local government in identifying sites for distribution of goods. The distribution was usually conducted on locations where the Village Councils convened.

### Timeline for Receiving Information of Distribution

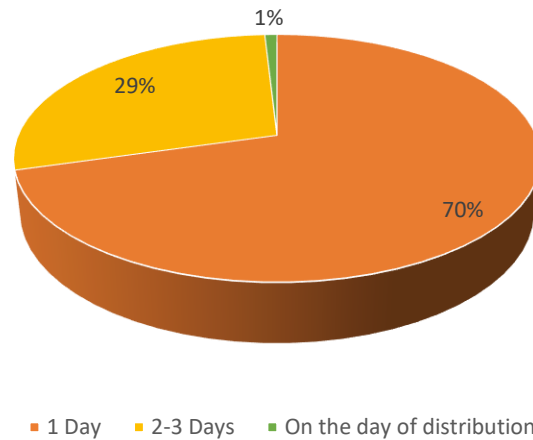


Figure 34: Timeline for Receiving Information about Distribution of Relief Goods

The monitoring data shows that in Balochistan, majority of the beneficiaries received the relief items from designated distribution sites while the majority of 60% in Sindh claimed that there were no designated distribution sites. The distribution was conducted in locations where there were displaced people present, such as roadsides etc which made accessibility easier.

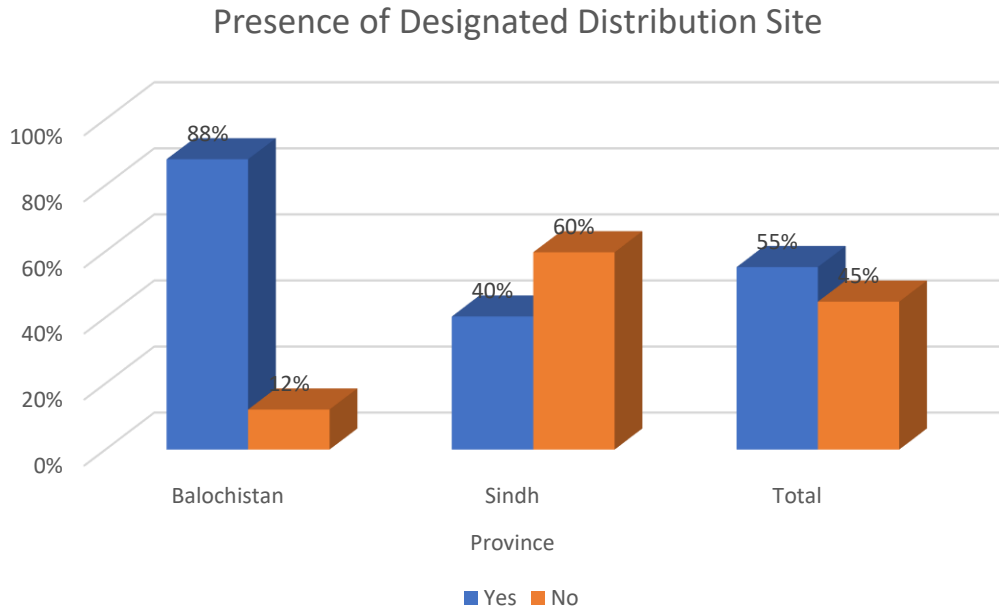


Figure 35: Presence of Designated Distribution Sites

Majority of the beneficiaries claimed that there was a mechanism in place for issuance of a token prior to the distribution process. This was also validated by interviews with the partner organisations and community leaders. The process was found to be satisfactory at all levels by all stakeholders. The process involved visiting households in particular locations and identifying beneficiaries through lists provided by PDMA and the district governments. Tokens based on CNIC were then issued to validated households.

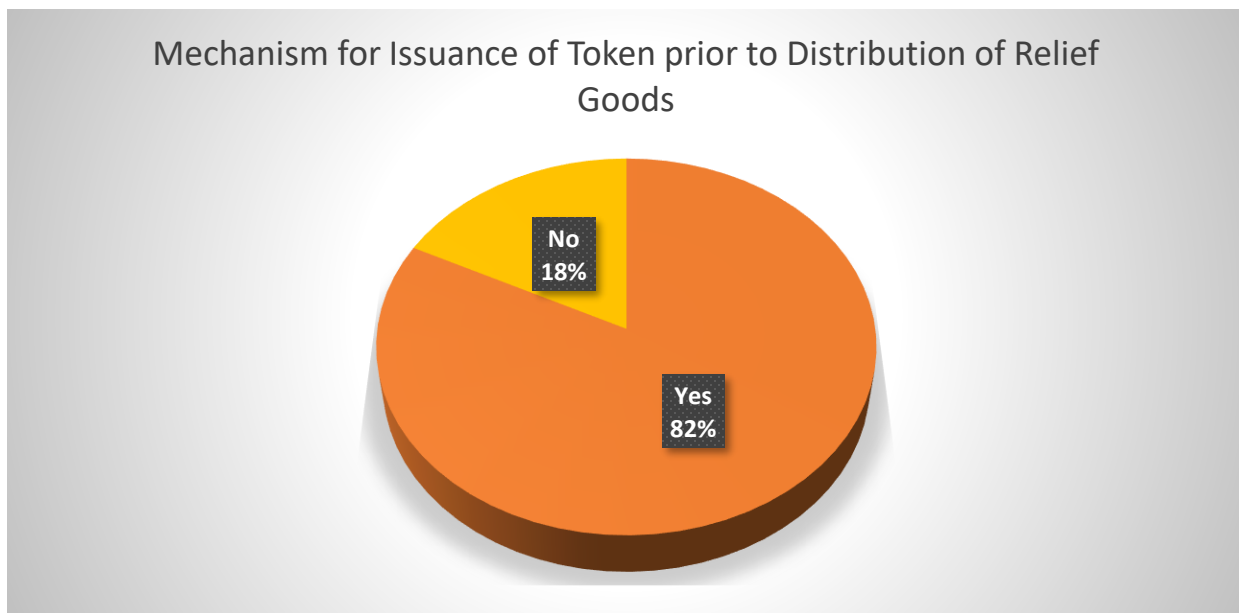


Figure 36: Presence of Mechanism for Issuance of Token prior to Distribution

In some places, issuance of tokens and registration became a challenge due to the sheer number of potential beneficiaries. This was especially encountered in Rajanpur district as per the community leader.





Figure 37: Female Beneficiaries with Token & CNIC at Distribution Site in Mirpurkhas

The majority of the respondents said that the distribution sites were at easily reachable locations. A minority of 19% thought they were hard for them to reach in terms of distances.

### Easily Reachable Location of Distribution Sites

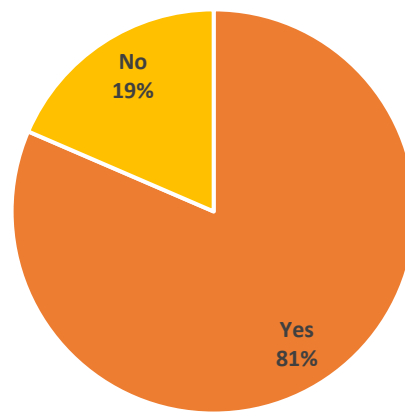


Figure 38: Easily Reachable Location of Distribution Site for Beneficiaries

In addition, a majority of the beneficiaries who were surveyed during the distribution process said that there were not any separate distribution sites for women (57%). However, 92% reported that the distribution sites were a safe place for all beneficiaries.

The majority of the beneficiaries (55%) stated that it took 2 hours for the relief to be distributed to after their arrival at the distribution sites. 23% felt the distribution took place in 1 hour. The main issue for the PO in Sanghar was to provide timely vaccination to livestock for Haemorrhagic septicemia in large animals such as Cattle and buffalos as well as Enteriotoxemia for small animals like goat and sheep.

### Timeliness of Relief Goods Distribution upon Arrival at Site

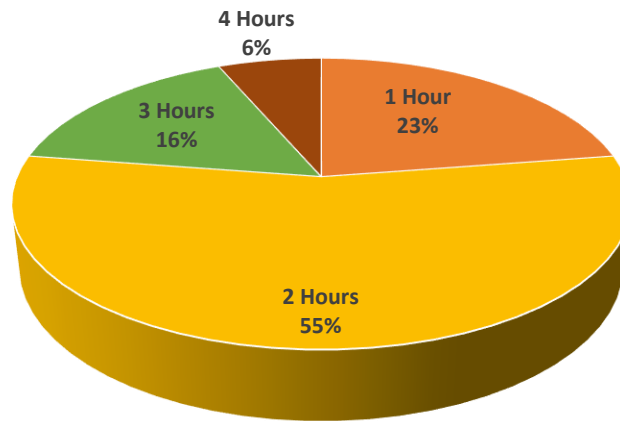


Figure 39: Timeliness of Relief Goods Distribution upon Arrival at Site

#### 2.2.3 Effectiveness

In order to assure effectiveness of the program, PPPAF required constant updates from their partner organisations. In addition, procurement was done directly by the POs to ensure a quick response without delays related to approvals etc. The involvement of district government officials in the identification of beneficiaries and locations was also effective in directing the POs efforts. The POs were provided security and list of “non approachable areas of tehsils” by various government departments as well.

Majority of the beneficiaries were of the opinion that the meals provided through the food packages were sufficient to meet the daily needs of their households whereas, 23% disagreed. The meals are expected to last for 15 days for an average household.



Figure 40: Sufficiency of meals after receiving food packages by beneficiaries

Drinking water had been provided in Balochistan and Sindh and the respondents were generally satisfied with the sufficiency and quantity of the water supplied. It was also reported by 93% that the women and girls in the household had safer access to drinking water to these interventions. Majority of the women supplied the hygiene kits were satisfied with them (94%) as depicted in the figure below.

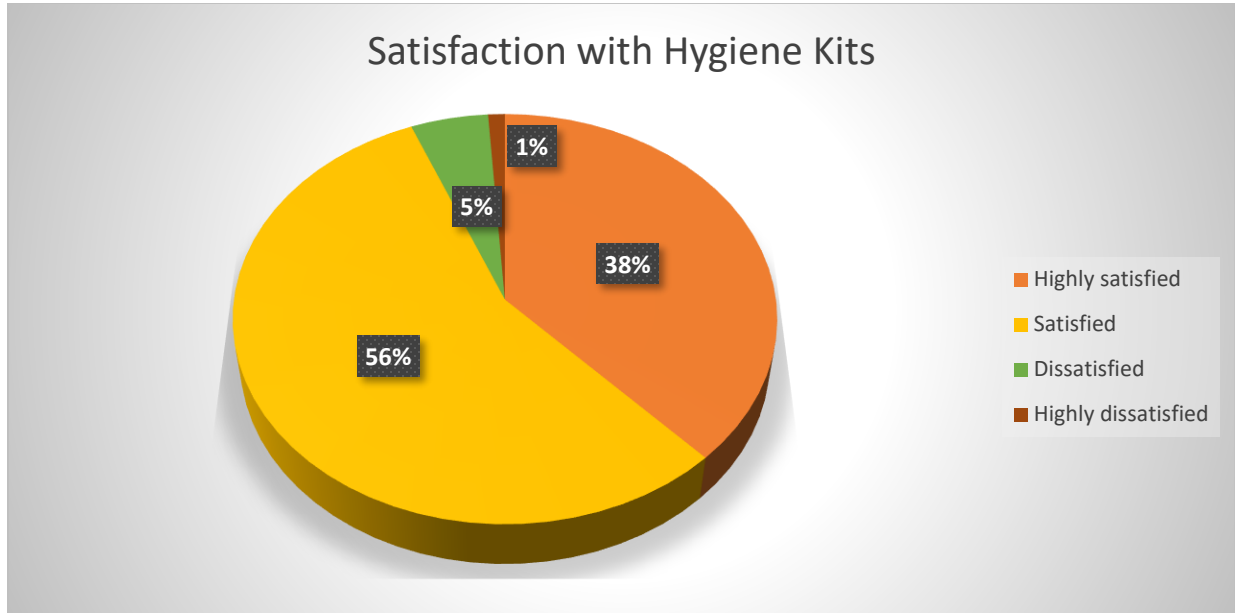


Figure 41: Beneficiary Satisfaction with Contents & Quantity of Hygiene Kits

The results are fairly consistent throughout the provinces with respect to the contents of the hygiene kits. In Punjab and Sindh, the satisfaction level was 100%.

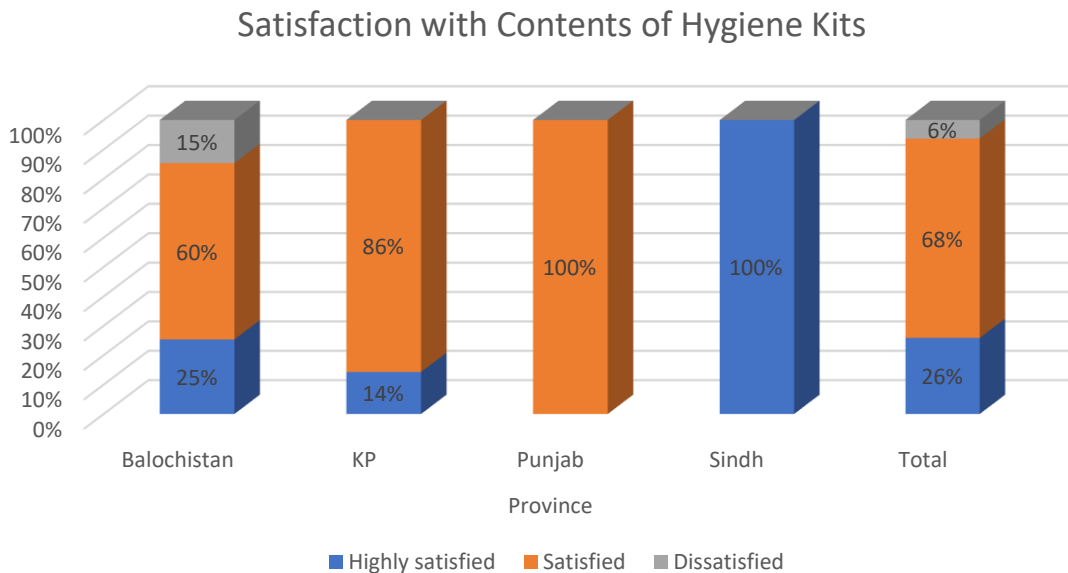


Figure 42: Satisfaction with Contents of Hygiene Kits to Meet Menstrual Needs

The respondents were generally satisfied with the improved safety conditions that were a result of the shelter provided through the project intervention at 80%.

### Satisfaction with improved safety as a result of temporary shelter provided through the project

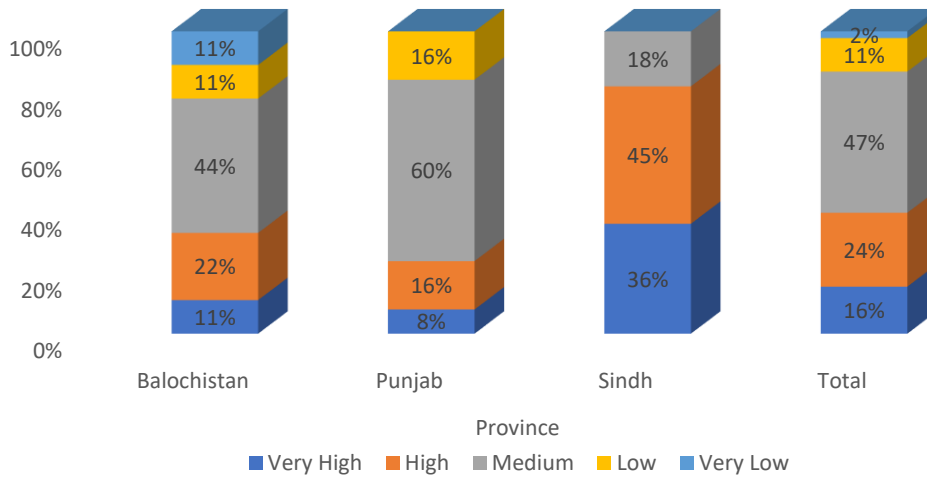


Figure 43: Satisfaction with improved safety from temporary shelter provided through intervention

All of the respondents claimed to have received the medicines from the medical camps at no cost and PO in Sanghar claimed that the medical camps were the most effective service provided by them.

86% of the respondents were satisfied with the quality of the relief items and met the local preferences for these items. The satisfaction level was 100% for provision of drinking water and its container as well as with water purification tablets. Non food items including household items and fodder etc for livestock also figured very highly on the satisfaction levels as can be seen in the bar chart below.

### Satisfaction with quality and meets local preferences of provided relief items

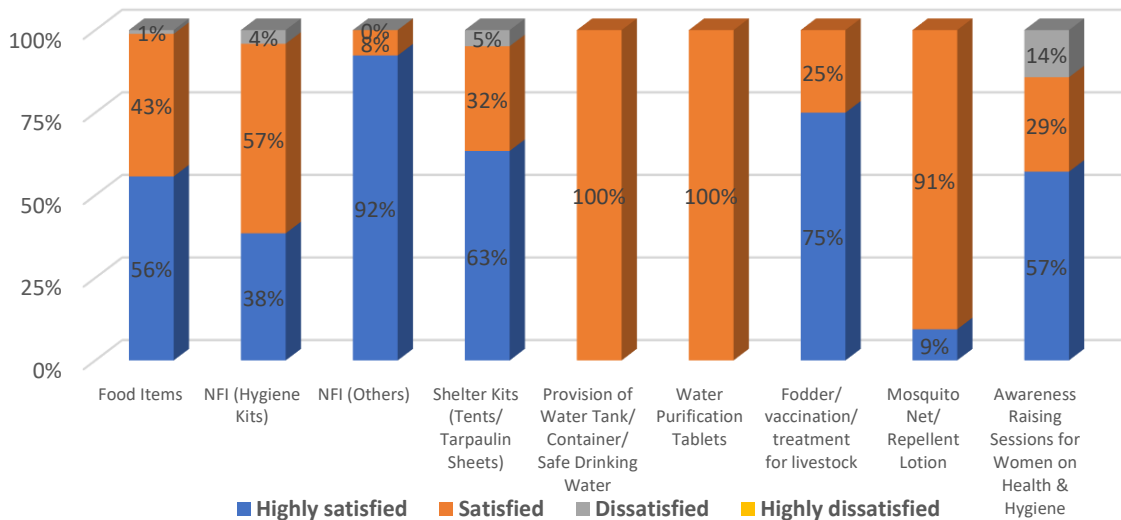


Figure 44: Satisfaction with Quality of & Local Preference of Relief Items

The beneficiaries were asked about their opinion of making the distribution process more effective. The following replies were mainly received from Jaffarabad and Mirpurkhas:

- Provision of drinking water and sitting arrangement at the distribution sites.
- Queues had not been made hence, there was crowding at the time of distribution. The beneficiaries suggested distribution should be made only after the affectees have been asked to form queues.
- There were also some people who said that they received the items they did not require especially mosquito nets when requirement was of the household items in the NFI kits.

The establishment of the Information and Coordination Cell (I&CC) in Jaffarabad enabled the district government and the relief organisations working in the area to put forth a coordinated effort for better data management, timely decision making and maximization of humanitarian response so that replication of the relief efforts could be avoided,. This model had been applied in the previous 2010 floods and was found to be quite effective. The local government had requested PPF to establish this cell again at the District Commissioner’s Office.

#### 2.2.4 Connectedness

PPAF’s multi-sectoral menu of intervention was quite comprehensive following the SPHERE standards. Moreover, district administration was taken on board to avoid duplication of efforts.

The long term needs had not been taken into consideration in the project was the perception of majority of the beneficiaries (75%). This is because the primary aim of the first phase intervention was to take care of the immediate needs of the flood affected populace including life saving measures.

Long-term needs of the beneficiaries were taken into consideration by the project

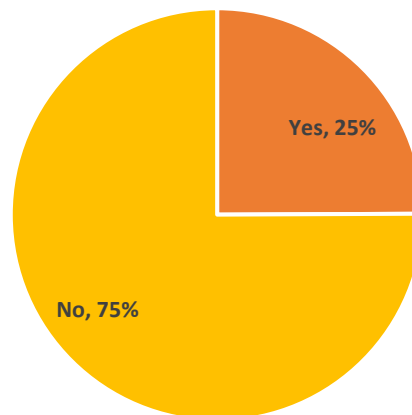


Figure 45: Consideration of Beneficiaries' Long Term Needs

However, the satisfaction level with the provided relief goods and services with respect to addressing long term needs of the beneficiaries resulted in the majority appeared to be either highly satisfied or satisfied. Water and water purification tablet provision ranked a solid 100% whereas awareness raising sessions were 100% rated “highly satisfied”. This trend was repeated across the different categories of items and services provided in all the provinces.

### Satisfaction with relief items/services in addressing long-term needs

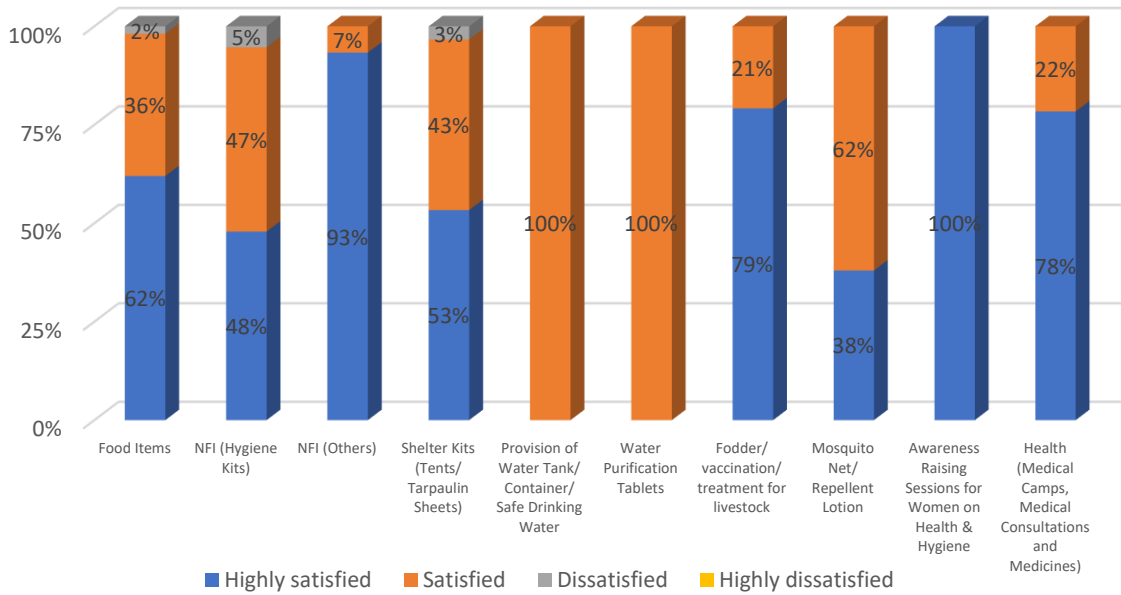


Figure 46: Satisfaction with Relief Items in Addressing Long Term Needs

#### 2.2.5 Protection, Gender and Inclusion

Special efforts had been made to keep the gender perspective while distributing relief goods. In this aspect, hygiene kits were specially packaged to take care of women’s specific needs. Leadership commitment from PPAF was also present to address specific gender concerns and the log frame developed for the project was also gender sensitized.

Gender inclusion and protection were embedded in the initial and conceptual design of the project and also reflected in the PO contracts. A gender balanced field team was also one of the requirements from the POs for their rapid needs assessment that informed their intervention proposals. Women were provided the main relief items instead of the men in some districts such as Mirpurkhas. The graph below generally depicts the total scenario with respect to each item distributed as a relief good.

### Gender needs considered when providing relief items/services

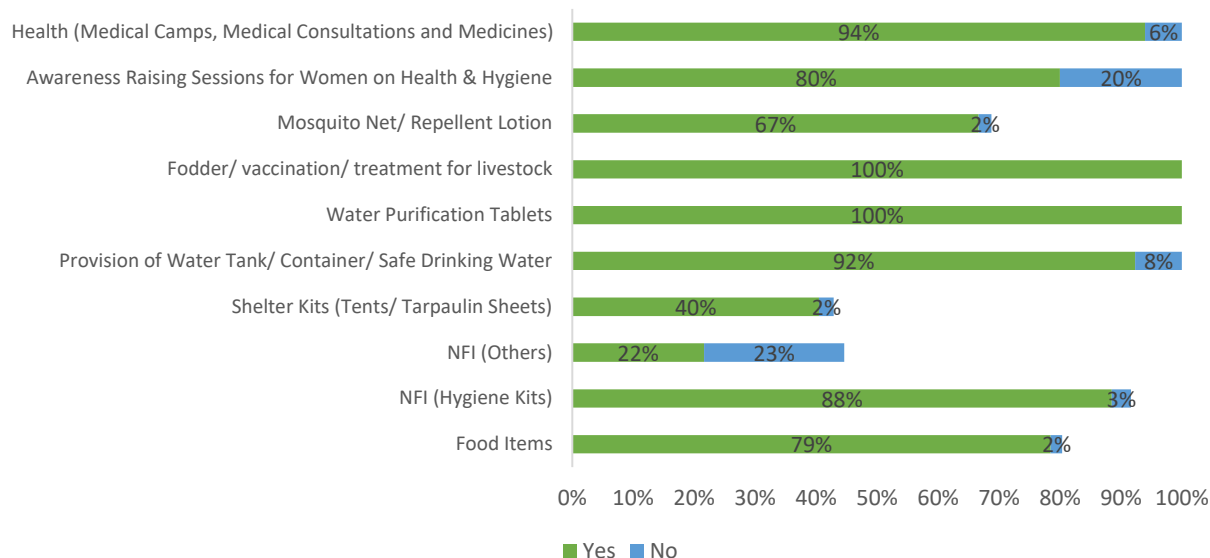


Figure 47: Consideration of Gender Needs when providing Relief Items



Figure 48: Discussion with Female Beneficiaries in District Rajanpur

Women beneficiaries were asked if they and other female members of their households felt safe and protected when collecting the flood relief items from the distribution point. The majority of 72% said that they felt safe while for 24%, the level was medium and ranked “low” by only 4%. However, in Jaffarabad the focus group discussions showed that there was sense of unprotection among the female recipients due to the fact that the distribution was mixed and the beneficiaries had to travel longer distances.

### Women felt safe and protected while receiving relief items at distribution point

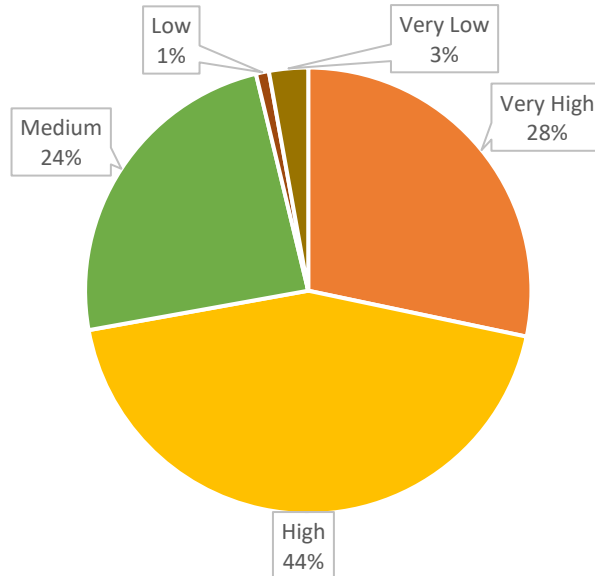


Figure 49: Women's Safety & Protection at Distribution Points

#### 2.2.6 Coverage

PPAF distributed relief in 94 Union Councils of 14 of the worst affected districts of Pakistan, as per the data of NDMA/PDMAs.

The chart below depicts the perceived coverage of the beneficiaries with respect to the extent of the response covering vulnerable and affected population. The results show that the majority felt that it had been covered. This coverage was given validity through key informant interviews with the community leaders as well as with district officials and was also claimed by the POs themselves.

***“The vulnerable population was kept on priority in identification, selection and distribution processes”***  
(Karak Community Leader)

### Extent to which flood response adequately covered most vulnerable and affected population

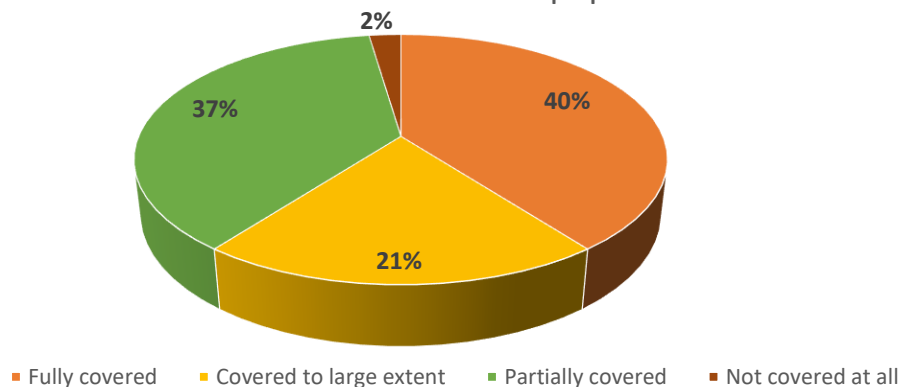


Figure 50: Extent of Coverage of most vulnerable & affected population



The figure below shows that 93% of the respondents felt that people with disabilities were not facilitated at the distribution sites in terms of provision of sitting arrangement or not being allowed to stand in queue and provided with the relief goods separately etc.

### Facilitation of people with Disabilities at Distribution Sites

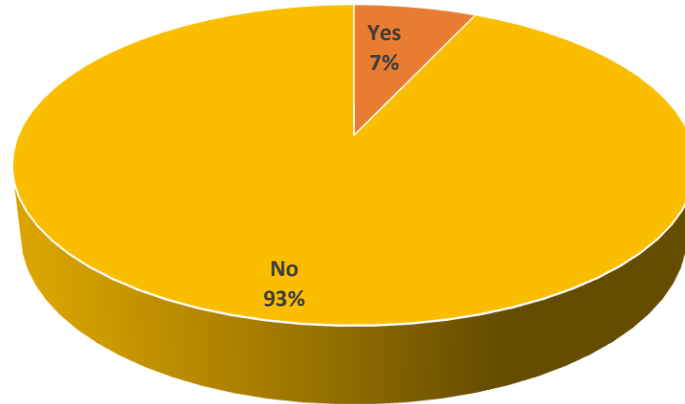


Figure 51: Facilitation of People with Disabilities at Distribution Sites

### 2.2.7 Impact

The respondent’s assessment of the impact of the project intervention on their short term needs varied across provinces. Generally, the ratings ranged in the region of “Very High” to “Medium”.

#### Impact of Project Interventions on short term needs of project beneficiaries

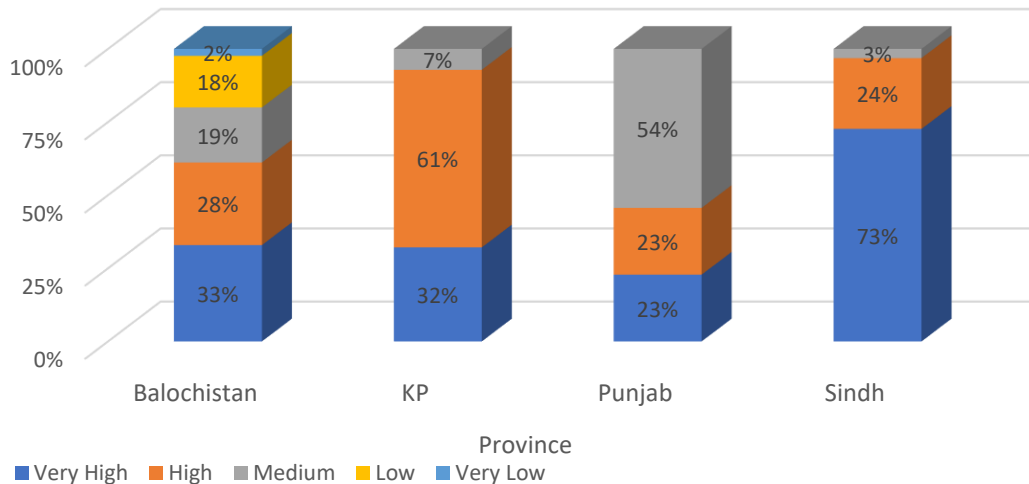


Figure 52: Satisfaction with Addressing Short Term Needs of Beneficiaries

In regard to rating of long term needs fulfillment, the responses also varied greatly across the four provinces ranging from 100% “very high” rating in Sindh to mostly low rating in Punjab. The respondents

had said that provision of livelihood opportunities would provide them with fulfillment of their long term needs.

Impact of Project Interventions on long term needs of project beneficiaries

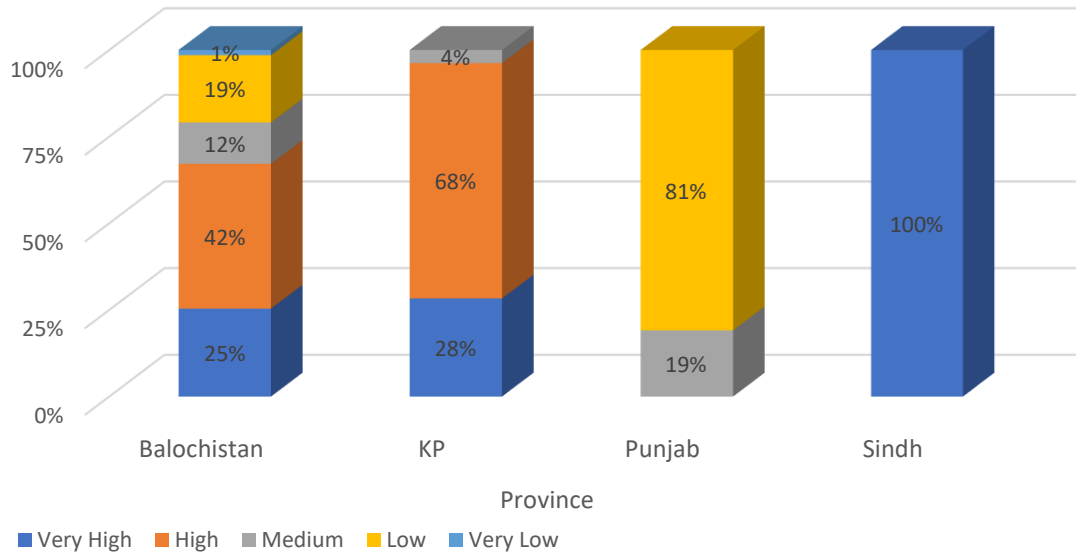


Figure 53: Impact of Project Interventions on Long term needs of Project Beneficiaries

PPAF now seeks to close the gap between short term and long term phases through bridge funding as continuity is essential to take forward the rehabilitation and recovery process.

### 2.2.8 Accountability

PPAF had ensured that each partner organization had a policy in place for addressing complaints from the beneficiaries. Majority of the respondents at 97% did not have any complaints about the behaviour of the PO’s staff during the distribution process.

Complaints regarding the PO staff’s behaviour about the distribution process

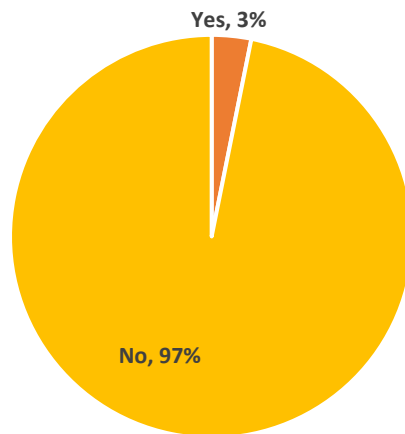


Figure 54: Complaints Regarding PO Staff's Behaviour during Distribution

Out of those who had a complaint, only 1 person had actually registered it with the PO. Those who did not register a complaint claimed to have no access to the PO staff to register it (n=12). The complaints were from Sindh and Balochistan provinces only. There was also a complaint from a few flood affectees that they had not been issued tokens despite the fact that they had also been affected by the floods like the other people in their area. The complaint number had been prominently displayed by the POs. The Rajanpur PO claimed that they had received some complaints about non issuance of tokens but upon verification it was found that they were either government employees or there were no family members in the household.

In addition, the complaint registers of the implementing partner organisations were also checked by the field survey teams during the monitoring exercise. The findings matched what the beneficiaries had claimed.

### 3 Update on Log Frame for Emergency Relief of the Flood Affected Populations

<b>Goal</b>					
To meet the immediate needs of the flood-affected population in the poorest communities					
<b>Specific Objective</b>	<b>Indicators</b>			<b>Survey Data Findings</b>	
To ensure that flood-affected targeted households, particularly women-headed households and those with persons with disabilities (PWDs), have access to immediate relief phase	70% of households assisted report improved access to shelter, food and non-food items			90% of households assisted report improved access to shelter, food and non-food items	
	70% of assisted households report satisfaction with the project support			89% of assisted households report satisfaction with the project support	
	90% of assisted households, who had any complaints, report that their complaints are/were followed up by the implementing partner organisations.			100% (n=1) of assisted households, who had launched any complaints, report that their complaints were followed up by the implementing partner organisations.	
	100% of reported cases of sexual exploitation or abuse of power related to distribution or delivery practices are followed up in line with implementing partner organisations' safeguarding policy protocols.			No cases were reported regarding sexual exploitation. 100% of reported cases of abuse of power related to distribution or delivery practices (i.e., beneficiaries having to give fee or in-kind service to the field staff) were followed up in line with implementing partner organisations' safeguarding policy protocols	
<b>SECTOR 1: FOOD SECURITY</b>	<b>Outcome Indicators</b>	<b>Survey Data Finding</b>	<b>Output Indicators</b>	<b>Output Targets</b>	<b>Achieved Target</b>
Food assistance targeting, and distribution is responsive, timely, transparent, and safe	70% of assisted households report having more meals as a result of food assistance	77% of assisted households report having more meals as a result of food assistance	Number of households provided food items (pack)	24,230 HHs	24,230 HHs
Food quality is appropriate and acceptable to flood-affected households	70% of assisted households report that food provided is of appropriate quality and meets local preferences	99% of assisted households report satisfaction with quality of food and that it meets local preferences.			

	70% of assisted households enabled to meet their basic food needs. (Basic food needs definition: assistance, combined with beneficiaries' own resources, to international standard of 2100 kcal per person per day for the period of the action)	98% of assisted households enabled to meet their basic food needs.			
<b>SECTOR 2: WASH</b>	<b>Outcome Indicators</b>	<b>Survey Data Finding</b>	<b>Output Indicators</b>	<b>Output Targets</b>	

<p>Flood-affected people have access to a sufficient quantity of safe water to meet their drinking and domestic use needs</p>	<p>70% of assisted households report access to improved drinking water for the intended duration of the activity (number of days in which point of use supplies provided lasted)</p> <p>80% of women and girls in assisted households report safer access to water for the intended duration of the activity (number of days in which point of use supplies provided lasted)</p>	<p>96.4% of assisted households report access to improved drinking water for the intended duration of the activity (number of days in which point of use supplies provided lasted)</p> <p>92.3% of women and girls in assisted households report safer access to water for the intended duration of the activity (number of days in which point of use supplies provided lasted)</p>	<p>Number of individuals gaining access to basic drinking water services</p> <p>Number of households provided with water purification tablets</p>	<p>2,000 HHs</p> <p>5,500 HHs</p>	<p>4000 HHs</p> <p>5500 HHs</p>
---	--	--	---	-----------------------------------	---------------------------------

<p>Flood-affected people are assisted with access to locally appropriate items to support their hygiene, health, dignity, and well-being.</p>	<p>70% of assisted households report satisfaction with contents of the hygiene kits provided by the project</p> <p>70% of assisted households report satisfaction with the quantity of the hygiene kits provided by the project</p> <p>70% of women and girls are satisfied with the content of the hygiene kits as being appropriate to meet their menstrual hygiene management needs.</p>	<p>92.5% of assisted households report satisfaction with contents of the hygiene kits provided by the project</p> <p>85.3% of assisted households report satisfaction with the quantity of the hygiene kits provided by the project</p> <p>91.5% of women and girls are satisfied with the content of the hygiene kits as being appropriate to meet their menstrual hygiene management needs.</p>	<p>Number of households provided gender-sensitive hygiene kits.</p>	<p>23,080 HHs</p>	<p>23,209 HHs</p>
<p><b>SECTOR 3: HEALTH</b></p>	<p><b>Outcome Indicators</b></p>	<p><b>Survey Data Finding</b></p>	<p><b>Output Indicators</b></p>	<p><b>Output Targets</b></p>	
<p>Flood-affected people have access to free priority healthcare</p>	<p>70% of assisted population report satisfaction over health services provided</p>	<p>100% of assisted population report satisfaction over health services provided. 100% of the assisted population are satisfied with the health and hygiene awareness raised among flood-affected population</p>	<p>Number of medical camps organized</p>	<p>117 medical camps</p>	

<p>Health and hygiene awareness is raised among flood-affected population so that they can protect themselves from the risk of diseases</p>	<p>100% medicines dispensed to patients are within the expiry date</p> <p>100% of the medical consultations and medicines dispensed are reported to have been received free of cost by the beneficiaries.</p>	<p>so that they can protect themselves from the risk of diseases.</p> <p>100% medicines dispensed to patients were within the expiry date</p> <p>100% of the medical consultations and medicines dispensed are reported to have been received free of cost by the beneficiaries.</p>	<p>Number of medical consultations provided by a skilled provider.</p> <p>Number of health and hygiene promotion sessions conducted</p> <p>Number of people who attended the health and hygiene promotion sessions</p>	<p>15,100 medical consultations</p> <p>300 sessions</p> <p>2,100 individuals</p>	<p>300 Sessions</p> <p>2,100 individuals</p>
<p><b>SECTOR 4: SHELTER &amp; NON-FOOD ITEMS (NFIs)</b></p>	<p><b>Outcome Indicators</b></p>	<p><b>Survey Data Finding</b></p>	<p><b>Output Indicators</b></p>	<p><b>Output Targets</b></p>	
<p>The safety, well-being and recovery of flood-affected people is supported by</p>	<p>70% of assisted households report improved safety as a result of receiving</p>	<p>86.6% of assisted households report improved safety as a result of receiving</p>	<p>Number of households provided temporary</p>	<p>3,500 HHs</p>	<p>3,500 HHs</p>



enabling access to shelter	temporary shelter assistance	temporary shelter assistance	shelter kits (tents or tarpaulin sheets)		
Flood-affected people are provided with quality and relevant non-food items (NFIs)  (NFIs include kitchen utensils, stoves, essential supplies such as bedding material, blankets, clothes etc.)	70% of assisted households report that non-food items provided are of appropriate quality and meets local preferences	100% of assisted households report that non-food items provided are of appropriate quality and meets local preferences.	Number of households provided with non-food items	2,000 HHs	2,000 HHs
<b>SECTOR 5: LIVELIHOODS</b>	<b>Outcome Indicators</b>	<b>Survey Data Finding</b>	<b>Output Indicators</b>	<b>Output Targets</b>	
Flood-affected people are supported to regain access to livelihoods, self-sufficiency and resilience	70% of assisted population that report fodder provided for their livestock is of appropriate quality  70% of assisted population that report timely and appropriate vaccination of their livestock	100% of assisted population report fodder provided for their livestock is of appropriate quality  100% of assisted population report timely and appropriate vaccination of their livestock	Number of individuals supported for livelihood recovery.  Number of households provided fodder for their livestock.	4,500 HHs  3,000 HHs	8,086 HH provided Livestock Vaccination  3000 HH provided Fodder for Animals

<p>70% of assisted population that report timely and appropriate treatment of their livestock</p>	<p>100% of assisted population report timely and appropriate treatment of their livestock</p>	<p>Number of animals provided fodder</p> <p>Number of households provided vaccination services for their livestock</p> <p>Number of livestock vaccinated</p> <p>Number of households provided treatment services for their livestock</p> <p>Number of livestock treated</p>		
---	---	---	--	--

## 4 Limitations of the Study

The limitations encountered in the study are as follows:

1. By the time the project commenced, most of the distribution of relief goods and services had already taken place. Hence, monitoring of distribution could only be performed in Mirpurkhas in Sindh and in Jaffarabad in Balochistan. This would probably not provide the true picture of the monitoring activity in the rest of the districts.
2. The security situation in Jaffarabad had deteriorated suddenly prior to the commencement of the distribution activity there. This resulted in a substantial delay in the distribution of the goods to the affected population. The partner organization, in this case BRSP, was unable to properly perform needs assessment in the area as time was short for distribution of the items. The beneficiary evaluation activity in Jaffarabad was also different from elsewhere since it focused on those people who had received the goods a short time earlier.

## 5 Recommendations

These recommendations are a result of the outcomes of the survey and the observations of the field teams deployed in the flood affected regions.

1. People with disabilities had not been facilitated in any way in the majority of the distribution sites. It is strongly recommended that the Partner Organisations make separate arrangements for people with any physical or physiological disability so that they are not inconvenienced and are accounted for during the distribution process. As it is, the distribution camps may be located in areas that would not be easily reachable for a person with any disability. Making them wait in uncertain weather conditions should be highly discouraged.
2. The flood affected people are really thankful for the aid that they have received so far but are fearful of the future as the livelihood of the majority of them have been destroyed along with their homes and livestock. Most of the people were directly or indirectly dependent on agriculture for their livelihood. Destruction of farmlands, crops, depots containing harvested products and seeds has been witnessed throughout the length and breath of the areas impacted by the flooding. People require seeds and fertilisers to restart farming. In some areas of Mirpurkhas and Sanghar, flood water has not receded still hence, making the population highly vulnerable to water borne diseases. Drainage of the areas has been promised by the local governments however, progress has been very slow. Without proper land restoration, cultivation will not be a possibility. Perhaps PPAF can align with the local governments for drainage of water and supply of agricultural products such as seeds. Micro financing may also be considered to enable farmers to kick start the farming process.
3. The establishment of the Information and Coordination Cell was an effective idea which should be replicated in other disaster hit areas as well. The Jaffarabad experience of establishing such a cell had led to increased coordination between various government departments and the organisations distributing aid in the field. This also helped to establish who was doing what so that replication could be minimized.
4. The distribution process may be improved further through slightly better planning. No doubt that the partner organisations have done a highly effective job of reaching out to the affected populace and distributing the aid items, however, the process of distribution itself maybe improved especially with respect to pregnant women, women with small children and those with disabilities. Currently, women beneficiaries are mostly catered to separately however, arrangements for water need to be made as these people do not necessarily come from nearby locations and there is already shortage of water in those areas.
5. It would be a good opportunity to invest in eco-friendly, nature based solutions such as solar energy and water filtration set ups as a long term planning measure. Provision of safe and clean drinking water is a big concern of the affected communities as the water channels have mostly been either destroyed or badly affected by the floods. Using local materials and skills may also be beneficial to the community and provide much needed jobs in the regions as well in addition to the rehabilitation process.

6. The short-term recovery strategy will require the immediate restoration of irrigation supplies and repairing critical damage to canals, drains, and flood protection embankment before the next main rainy season in June 2023. The government has already identified this as a critical area for restoration and rehabilitation as it is perceived that food shortages are an inevitability in the coming months since sowing may not be undertaken as required. Vast areas of Sindh and Balochistan are still under water. Wheat shortages in Sindh are foreseen for the next year. Focus needs to be given to provision of strengthening of canals, drainage ways, dams and hydraulic structures, construction of new structures and strengthening of flood protection embankment through structural and non-structural measures.
7. It would be imperative to identify the sectors where interventions are immediately needed and to link them with long term recovery and reconstruction needs. To a certain extent, this survey has helped to identify that the reconstruction of housing is among one of the most pressing needs of the flood affectees followed by their agricultural lands being made cultivable again in order to provide gainful employment and enhance food security. Preserving livelihoods should be a top priority for long term planning.
8. The model adopted by PPAF of enabling non governmental organisations on the ground in the affected areas to conduct needs assessment and then subsequently distribute the aid based on that assessment appears to have worked effectively and efficiently as can be foreseen by the lack of complaints and the positive reactions from the beneficiaries as well as district officials and community notables. It is highly recommended that this model be maintained in the future with monitoring activities regularly carried out throughout the whole process.
9. As winter is approaching, shelter facilities should focus on weather aspects. Moreover, blankets and warm clothes, winterization kits would be an immediate need in the near future.
10. All future recovery and rehabilitation frameworks must be embedded with an element of combating climate change and natural hazards. It is quite conceivable that the country would be seeing increased incidences of natural calamities in the coming years. However, the way forward can only be to recognize that such a scenario will be increasingly frequent in the future and plans need to be implemented if not to overcome then at least control these situations. Further studies on water flows, river bed habitation by people, sustainable farming techniques etc need to be conducted on a priority basis to develop a greater understanding of the affects that future calamities may bring and to devise solutions to overcome such challenges.
11. The gap between the short term and long term needs of the affected population needs to be shortened for effective rehabilitation such as provision of housing and restoration of livelihoods.

PPAF Management Response against the recommendations is placed as annexure K.

## References

OECD DAC Evaluation Criteria: Summary of consultation responses

Better Criteria for Better Evaluation: Revised Evaluation Criteria Definitions and Principles for Use

Pakistan Floods 2022 – Post Disaster Flood Assessment by Ministry of Planning Development & Special Initiatives

Guidance for Evaluating Humanitarian Assistance in Complex Emergencies by the Development Assistance Committee (OECD)

## Annexures

### Appendix A: HH (Household) Interviews Questionnaire

#### Introduction

Hello and thank you for coming. My name (enumerator) is ..... and my colleague is ..... We're both from GAT Consulting.

We are here today because we are conducting a study to learn more about your community's perceptions regarding the flood relief efforts underway in your area under the aegis of PPAF. This discussion will last about 15-20 minutes. We do not anticipate any risks to you from participating in this discussion. Nor are there any direct benefits from participating in this discussion.

I want to emphasize that everything you tell us will be kept confidential. We will not share anything you say outside the study team and your name will never be used in the report we prepare. Instead, the report will combine the information you give us today with information from other people.

Your participation in this discussion is voluntary, meaning it is your decision whether to participate in this study. You can also choose not to answer questions that you would prefer not to answer and withdraw from the discussion at any time you like.

**Do you have any questions on what I just shared with you?**

**Do you give your consent to participate in the study?**

#### A. Location Detail:

Province		Partner Organization (PO)	
District		Enumerator Name & Contact No.	
Tehsil		Supervisor Name & Contact No.	
Union Council		Interview Date	
Village or Flood Camp		Interview Time	

#### B. Basic Profile:

Gender of Respondent	1. Male    2. Female    3. Other
Respondent Name	
Contact No. of Respondent or Household	
No. of Household Members	
No. of PWDs	
No. of children (aged 0 – 18 years) in households	

Occupation of household members before floods.	1. Agriculture/livestock worker 2. Non-agricultural 3. Daily wager 4. Enterprise/shopkeepers
--	---

	5. Services (barber, tailor etc.) 6. Government Job 7. Private Job 8. Jobless 9. Other, please specify _____
Current status of house after floods.	1) Completely damaged 2) Partially damaged 3) Not damaged
Current status of agricultural land (if farmer) due to floods.	1. Fully destroyed 2. Partially destroyed 3. Not affected
Are you located in relief camp or temporary shelter?	1. Yes 2. No
If yes in above question, then how long have you been at the relief camp or temporary shelter?	1. Few days 2. Few weeks 3. One month 4. More than one month

**C. Appropriateness**

- 1) Were you consulted prior to providing relief items?
  - a) Yes
  - b) No
  
- 2) How was your household selected for the intervention?
  - a) Visit to camps/existing location
  - b) Through consultation with community institution (village organisation/local support organisation etc)
  - c) Other method, specify \_\_\_\_\_
  
- 3) Which of the following relief items provided to your household?

Item	Yes/No
Food Items	
Non-food Items (Hygiene Kits)	
Non-food Items (Others)	
Shelter Kits (Tents/Tarpaulin Sheets)	
Provision of Water Tank/Container/Safe Drinking Water	
Water Purification Tablets	
Fodder/vaccination/treatment for livestock	
Mosquito Net/Repellent Lotion	
Awareness Raising Sessions	
Health (Medical Camps, Medical Consultations and Medicines)	



4) Which of the above provided items/services were not appropriate to your needs?

Item	Insufficient	Not needed	Others, please specify if relevant
Food Items			
Non-food Items (Hygiene Kits)			
Non-food Items (Others)			
Shelter Kits (Tents/Tarpaulin Sheets)			
Provision of Water Tank/Container/Safe Drinking Water			
Water Purification Tablets			
Fodder/vaccination/treatment for livestock			
Mosquito Net/Repellent Lotion			
Awareness Raising Sessions for Women on Health and Hygiene			
Health (Medical Camps, Medical Consultations and Medicines)			

5) If yes in Q3 in case of (food items, Hygiene Kit Details, Tarpaulin Sheet and Tent) then are these relief items provided as per Specification?

**Guiding Note:** Enumerator will explain relief items specification to the respondent in details and fill the below table accordingly (Physical checking by Enumerator where applicable). Also collected documentations/MOVs during PO KIIs will help the enumerator for further verification and validation. So, firm will check documentations at PO level first (at time of KIIs) as per specification provided them and then ask this question with the household respondent.

Item	Yes/No
Food Items	
Non-food Items (Hygiene Kits)	
Shelter Kits (Tents/Tarpaulin Sheets)	

6) Was project response appropriate towards meeting immediate needs of the flood-affected population in the poorest communities?

- a) Strongly Agree
- b) Agree
- c) Disagree
- d) Strongly disagree

7) In case of “Disagree or Strongly disagree” in Q6 then what are the key reasons?

-----

- 8) Was project response appropriate towards ensuring access to immediate relief goods/services?
- a. Strongly Agree
  - b. Agree
  - c. Disagree
  - d. Strongly disagree

9) In case of “Disagree or Strongly disagree” in Q8 then what are the key reasons?

-----

**D. Efficiency**

10) Who provided aid your area in the first 30 days since the onset of floods?

1. PPAF (through PO name)
2. Government Institutions
3. NGO
4. Religious organisation
5. Local philanthropist
6. Other (please specify)

11) After identification of your household needs for flood relief, please share timeliness of the following relief items which were provided to your household?

Item	Timely (Provision within 20 days)	Delay (Provision 21 to 40 days)	Significant delay (more than 40 days)
Food Items			
Non-food Items (Hygiene Kits)			
Non-food Items (Others)			
Shelter Kits (Tents/Tarpaulin Sheets)			
Provision of Water Tank/Container/Safe Drinking Water			
Water Purification Tablets			
Fodder/vaccination/treatment for livestock			
Mosquito Net/Repellent Lotion			
Awareness Raising Sessions for Women on Health and Hygiene			
Health (Medical Camps, Medical Consultations and Medicines)			

**E. Effectiveness**

12) Did your household experience more and/or sufficient number of meals per day after receiving food packages as compared to before to this assistance?

- a) Yes
- b) No

How many number of meals prior to assistance	
How many number of meals after assistance	

13) Was your household provided with drinking water?

- a) Yes
- b) No

14) If yes then in Q13, did your household experience sufficient and improved quantity of drinking water due to this intervention?

- a) Yes
- b) No

15) Was your household’s women and girls report safer access to drinking water due to this intervention?

- a) Yes
- b) No

16) Is your household satisfied with contents and quantity of the hygiene kits provided by the project on a scale of 1 – 4?

Item	1 Highly satisfied	2 Satisfied	3 Dissatisfied	4 Highly dissatisfied
Non-food Items (Hygiene Kits contents)				
Non-food Items (Hygiene Kits quantity)				

17) In case of “Dissatisfied or Highly dissatisfied” in Q16 then what are the key reasons?

-----

18) Are you satisfied with contents of the hygiene kits provided to meet menstrual hygiene management needs?

**Guiding Note:** This question will be asked by female enumerators from women respondents only.

Item	1 Highly satisfied	2 Satisfied	3 Dissatisfied	4 Highly dissatisfied
Non-food Items (Hygiene Kits contents)				

19) In case of “Dissatisfied or Highly dissatisfied” in Q18 then what are the key reasons?  
 -----

20) Did your household pay any charges for medicines at project supported medical camp?

- a) Yes
- b) No

21) Did your household experience improved safety as a result of temporary shelter provided through the project if any?

- a) Very High
- b) High
- c) Medium
- d) Low
- e) Very Low

22) If the above rating is low and very low in Q21 then please mention the reason of this low/very low rating.  
 -----

23) Please rate satisfaction with quality and meets local preferences following relief items provided on a scale of 1– 4 [In term of quality where 1 being the lowest and 4 being the highest: (incomplete packages with items missing, torn packaging, visibly soiled or used items constitute lower ratings (mean highly dissatisfied); fresh food items, neatly packed items, all items as per list in package, visibly good quality in terms of durability and strength of item constitutes a higher rating (mean highly satisfied)]

Item	1 Highly satisfied	2 Satisfied	3 Dissatisfied	4 Highly dissatisfied
Food Items				
Non-food Items (Hygiene Kits)				
Non-food Items (Others)				
Shelter Kits (Tents/Tarpaulin Sheets)				
Provision of Water Tank/Container/Safe Drinking Water				
Water Purification Tablets				

Fodder/vaccination/treatment for livestock				
Mosquito Net/Repellent Lotion				
Awareness Raising Sessions for Women on Health and Hygiene				

24) In case of “Dissatisfied or Highly dissatisfied” in Q23 then what are the key reasons?

-----

**F. Correctedness**

25) Did project take into consideration long-term needs of the project beneficiaries?

a) Yes b) No

26) Rate satisfaction with following relief items/services in addressing long-term needs?

Item	1 Highly satisfied	2 Satisfied	3 Dissatisfied	4 Highly dissatisfied
Food Items				
Non-food Items (Hygiene Kits)				
Non-food Items (Others)				
Shelter Kits (Tents/Tarpaulin Sheets)				
Provision of Water Tank/Container/Safe Drinking Water				
Water Purification Tablets				
Fodder/vaccination/treatment for livestock				
Mosquito Net/Repellent Lotion				
Awareness Raising Sessions for Women on Health and Hygiene				
Health (Medical Camps, Medical Consultations and Medicines)				

**G. Gender and Cultural context**

27) Did the project consider gender needs when providing following items/services?

Item	Gender needs considered (Yes/No/N.A)
Food Items	
Non-food Items (Hygiene Kits)	
Non-food Items (Others)	

Shelter Kits (Tents/Tarpaulin Sheets)	
Provision of Water Tank/Container/Safe Drinking Water	
Water Purification Tablets	
Fodder/vaccination/treatment for livestock	
Mosquito Net/Repellent Lotion	
Awareness Raising Sessions for Women on Health and Hygiene	
Health (Medical Camps, Medical Consultations and Medicines)	

28) Were women member of your household felt safe and protected while receiving relief items at distribution point? (**Guiding Note:** This question will be asked from women members of the household only.

- a) Very High
- b) High
- c) Medium
- d) Low
- e) Very Low

29) If the above rating is low and very low in Q28 then please mention the reason of this low/very low rating.

-----

**H. Impact**

30) Rate impact of Project Interventions on immediate and long term needs of project beneficiaries?

Needs	Very High	High	Medium	Low	Very low
Short Term					
Long term					

**I. Coverage**

31) To what extent did flood response adequately cover most vulnerable and affected population in your location?

- a) Fully covered
- b) covered to larger extent
- c) partially covered
- d) not covered at all

**J. Accountability**

32) Did you or your household have any complaints regarding the PO staff's behaviour about the distribution process?

- c) Yes
- d) No

33) If yes in Q32, then did you formally launch a complaint?

- a) Yes
- b) No, why not? \_\_\_\_\_

34) If yes in Q33 then are you satisfied with how the complaint was handled?

- a) Yes
- b) No, why not? \_\_\_\_\_
- c) Complaint was not handled at all under this project

35) Did you have to provide any fee or in-kind service to the field staff?

- d) Yes
- e) No

36) If yes in Q35, then did you formally launch a complaint?

- c) Yes
- d) No, why not? \_\_\_\_\_

37) If yes in Q36, then are you satisfied with how the complaint was handled?

- f) Yes
- g) No, why not? \_\_\_\_\_
- h) Complaint was not handled at all

**Log Frame Linkages**

Question No	Link with Log frame item
Q.1	Log frame Goal: To meet the immediate needs of the flood-affected population in the poorest communities
Q.2	Log frame objective: To ensure that flood-affected targeted households, particularly women-headed households and those with persons with disabilities (PWDs), have access to immediate relief phase
Q.3	
Q.4	
Q.5	Log frame sectors, Sector 1: Food Security, Sector 2: Health, Sector 3: WASH, Sector 4: Shelter, sector 5: livelihoods
Q.6	
Q.7	Log frame objective: To ensure that flood-affected targeted households, particularly women-headed households and those with persons with disabilities (PWDs), have access to immediate relief phase
Q.8	Log frame sectors, Sector 1: Food Security, Sector 2: Health, Sector 3: WASH, Sector 4: Shelter, sector 5: livelihoods
Q.9	Log frame sectors, Sector 1: Food Security
Q.10	Log frame sectors, Sector 3: WASH
Q.11	
Q.12	
Q.13	
Q.14	Log frame sector, Sector 2: Health
Q.15	
Q.16	
Q.17	
Q.18	Log frame sector, Sector 4: Shelter

Q.19	
Q.20	Log frame sectors, Sector 1: Food Security, Sector 2: Health, Sector 3: WASH, Sector 4: Shelter, sector 5: livelihoods
Q.21	
Q.22	Log frame Goal: To meet the immediate needs of the flood-affected population in the poorest communities
Q.23	Log frame sectors, Sector 1: Food Security, Sector 2: Health, Sector 3: WASH, Sector 4: Shelter, sector 5: livelihoods
Q.24	Log frame Goal: To meet the immediate needs of the flood-affected population in the poorest communities
Q.25	Log frame sectors, Sector 1: Food Security, Sector 2: Health, Sector 3: WASH, Sector 4: Shelter, sector 5: livelihoods
Q.26	Log frame objective: To ensure that flood-affected targeted households, particularly women-headed households and those with persons with disabilities (PWDs), have access to immediate relief phase
Q.27	
Q.28	
Q.29	
Q.30	Log frame sectors, Sector 1: Food Security, Sector 2: Health, Sector 3: WASH, Sector 4: Shelter, sector 5: livelihoods covering both output and outcome indicators
Q.31	
Q.32	
Q.33	
Q.34	



## Appendix B: Emergency Relief Assistance to 2022 Flood Affected Population Monitoring Tool/Checklist I

**Location Detail:**

Province		Partner Organization (PO)	
District		PO Focal Person & Contact No.	
Tehsil		Enumerator Name & Contact No.	
Union Council		Supervisor Name & Contact No.	N/A
Village/Flood Camp		Interview Date & Time	

**B. Key Questions for Implementing Partners:**

**1. Information and Coordination Cell:**

1.1 Is there any Information and Coordination Cell (I&CC) in your area?

- a) Yes
- b) No

1.2 If yes in Q 1.1, then it is functional?

- a) Yes
- b) No

1.3 If it is not functional (*if No in Q 1.2*), then what are key reasons behind it?

---



---

1.4 How has the I&CC remained effective in fulfilling data/info needs of the districts government?

---

**2. Beneficiary selection criteria and its compliance:**

2.1 What criteria was used to identify the target beneficiaries?

---

**3. Workplan and its Compliance:**

The implementing partners are required to provide documentation for enumerators to fill the following table as evidence to comply with the agreed workplan of the PO:

Sectors	Planned	Actual	Variance	Reason for variance
Operationalization of coordination cell (where applicable)				

Food Items				
Non-food Items (Hygiene Kits)				
Non-food Items (Other)				
Shelter/Shelter Kits (Tarpaulin Sheets)				
Provision of Water Tank/Container/Safe Drinking Water				
Water Purification Tablets				
Fodder/vaccination/treatment for livestock				
Mosquito Net/Repellent Lotion				
Awareness Sessions- (no. of sessions)				
Health (Medical Camps, Doctor, Medicines, Awareness Raising)- No. of camps				

**4. Suggestion for improvement:**

4.1 What challenges and constraints have you faced as an implementing partner in the distribution activities?

---



---



---



---



---



---

4.2 What mitigation/ monitoring measures have you adopted to ensure transparency in distribution?

---



---



---

**Linkages with Log frame**

Question No	Link with Log frame item
Q.1	Log frame Goal: To meet the immediate needs of the flood-affected population in the poorest communities
Q.2	Log frame objective: To ensure that flood-affected targeted households, particularly women-headed households and those with persons with disabilities (PWDs), have access to immediate relief phase
Q.3	Log frame objective: To ensure that flood-affected targeted households, particularly women-headed households and those with persons with disabilities (PWDs), have access to immediate relief phase Log frame sectors, Sector 1: Food Security, Sector 2: Health, Sector 3: WASH, Sector 4: Shelter, sector 5: livelihoods
Q.4	Log frame objective: To ensure that flood-affected targeted households, particularly women-headed households and those with persons with disabilities (PWDs), have access to immediate relief phase

## Appendix C: Emergency Relief Assistance to 2022 Flood Affected Population Monitoring Tool/Checklist II

### Introduction

Hello and thank you for coming. My name (enumerator) is ..... and my colleague is ..... We're both from GAT Consulting.

We are here today because we are conducting a study to learn more about your community’s perceptions regarding the flood relief efforts underway in your area under the aegis of PPAF. This discussion will last about 15-20 minutes. We do not anticipate any risks to you from participating in this discussion. Nor are there any direct benefits from participating in this discussion.

I want to emphasize that everything you tell us will be kept confidential. We will not share anything you say outside the study team and your name will never be used in the report we prepare. Instead, the report will combine the information you give us today with information from other people.

Your participation in this discussion is voluntary, meaning it is your decision whether to participate in this study. You can also choose not to answer questions that you would prefer not to answer and withdraw from the discussion at any time you like.

**Do you have any questions on what I just shared with you?**

**Do you give your consent to participate in the study?**

### Monitoring Tool/Checklist

#### Location Detail:

Province		Partner Organization (PO)	
District		PO Focal Person & Contact No.	
Tehsil		Enumerator Name & Contact No.	
Union Council		Supervisor Name & Contact No.	
Village/Flood Camp		Interview Date & Time	

#### A. Key Questions for Beneficiary:

Beneficiary Name		Contact No.	
Gender		CNIC	
Benefitted through key Sectors	<ul style="list-style-type: none"> <li>● Food Items</li> <li>● Non-food Items (Hygiene Kits)</li> <li>● Shelter/Shelter Kits</li> <li>● Tarpaulin Sheets</li> <li>● Provision of Water Tank/Container/Safe Drinking Water</li> <li>● Fodder/vaccination/treatment for livestock</li> <li>● Water Purification Tablets</li> <li>● Mosquito Net/Repellent Lotion</li> <li>● Awareness Sessions</li> </ul>		

	<ul style="list-style-type: none"> <li>• Health (Medical Camps, Doctor, Medicines, Awareness Raising)</li> </ul>
--	--

**a) Beneficiary Awareness about Emergency Relief:**

1.1 How did you come to know about distribution site and schedule?

- a) Volunteers;
- b) community focal persons;
- c) direct announcement in relief camps
- d) other (please specify) \_\_\_\_\_

1.2 How many days/hours you have informed prior to the distribution?

- a) 1 day;
- b) 2-3 days;
- c) on the day of distribution;
- d) Few hours
- e) Not Informed

**b) Beneficiary Selection and Validation:**

2.1 What do you think, why you have been selected for this flood relief intervention?

\_\_\_\_\_

\_\_\_\_\_

2.2 Which mechanism was used for your validation/verification of this distribution?

Indicator	Yes/No
Validation through CNIC	
Validation through token number	
Validation through relief camp site	
No mechanism	

2.3 Have you been further validated through community institution, where applicable?

- a) Yes
- b) No

**3. Appropriateness:**

3.1 Please share that what you have asked as per your priority need and what has been provided to you in return:

Item	No. of Items Demanded	No. of Items Provided
Food Items		

Non-food Items (Hygiene Kits)		
Non-food Items (Other)		
Shelter/Shelter Kits( Tarpaulin Sheets)		
Provision of Water Tank/Container/Safe Drinking Water		
Fodder/vaccination/treatment for livestock		
Water Purification Tablets		
Mosquito Net/Repellent Lotion		
Awareness Sessions		
Health (Medical Camps, Doctor, Medicines, Awareness Raising)		

**4. Overall Distribution Mechanism (Observation by Enumerator):**

4.1 Is there any designated center/site for distribution activity?

- a) Yes
- b) No

4.2 Is there any mechanism for issuance of tokens prior to distribution?

- a) Yes
- b) No

4.3 If yes in Q 4.2, then what is the mechanism for issuance of token?

---



---

4.4 How far are the medical camps from the relief camp/residence of beneficiaries?

\_\_\_\_\_ Km

4.5 Is the distribution site/center situated in a place which is easily reachable by the beneficiaries?

- a) Yes
- b) No

4.5 Are there separate distribution centers/sites or dedicated space within the same site allocated for women beneficiaries?

- a) Yes
- b) No

4.6 Is the distribution site/center safe for all beneficiaries?

- a) Yes
- b) No

4.7 Did the relief distribution address the specific gender needs of women and girls (no mixed gathering or queuing up)? How was it addressed?

---



---

4.7 Did the relief distribution facilitate people with disability (priority, clear access to distribution sites, assistance at the site)?

- a) Yes
- b) No

**5. Quality of Relief Items (Physical checking by Enumerator):**

5.1 Are the relief items provided to beneficiaries consistent with the specifications mentioned in the project agreement and budget signed between PPAF and the PO for this project or any modification agreed with PPAF since contract signing?

5.2 Do the contents of the relief items comply with the Sphere standards and/or inter-agency sector working group guidelines available for this flood response 2022?

5.3 Please rate quality of items distributed on a scale of 1 to 5 where 1 being the lowest and 5 being the highest: (incomplete packages with items missing, torn packaging, visibly soiled or used items constitute lower ratings; fresh food items, neatly packed items, all items as per list in package, visibly good quality in terms of durability and strength of item constitutes a higher rating)

Item	Rating (on a scale of 1 to 5)
Food Items	
Non-food Items (Hygiene Kits)	
Non-food Items (Others)	
Shelter/Shelter Kits ( Tarpaulin Sheets)	
Provision of Water Tank/Container/Safe Drinking Water	
Water Purification Tablets	
Mosquito Net/Repellent Lotion	
Fodder/vaccination/treatment for livestock	
Awareness Sessions	

5.4 **Note:** If quality of any item is rated at 1-2 in Q 5.3, then please specify reasons of this low rating?

---



---

**6. Beneficiary Satisfaction (Interview with Beneficiary):**

6.1 Is the beneficiary satisfied due to any of the following reasons, then kindly tick and specify the reason/s of satisfaction?

Indicator	Tick if applicable	Reason(s) for selection
More staff and volunteer availability		
Better communication of distribution location and time		
Issuance of tokens in timely manner		
Dividing distribution into various cycles to avoid queuing		

Appropriate quantity of relief items		
--------------------------------------	--	--

6.2 What aspects can be further improved to enhance effectiveness of distribution?

---



---

**7. Complaints handling mechanism:**

7.1 Have you ever launched any complaint over the distribution mechanism?

- a) Yes
- b) No

7.2 If yes in Q 7.1, then did PO staff effectively address your complaint? How?

---

7.3 How do you think that the complaint handling mechanism could be improved (if required)?

---



---

**8. Timeliness of relief activities:**

8.1 Did any other organization distribute relief items before PPAF in your village/UC?

---

8.2 How quickly were the following relief items distributed to your household (after they arrived on the site/location)?

Items / Activities	Duration (in terms of hours or days), please specify
Food Items	
Non-food Items (Hygiene Kits)	
Shelter/Shelter Kits	
Tarpaulin Sheets	
Provision of Water Tank/Container/Safe Drinking Water	
Water Purification Tablets	
Fodder/vaccination/treatment for livestock	
Mosquito Net/Repellent Lotion	

**9. Awareness Session and Medical Camps**

9.1 If an awareness session or medical camp is being held by the Implementing Partner, then enumerator is required to attend the camp or session and make the following observations:

- a) Is it mandatory for the beneficiaries to attend the awareness session? Yes / No
- b) What topics are being discussed in the awareness session? \_\_\_\_\_
- c) What is the duration of the awareness session? \_\_\_\_\_ minutes
- d) How many people are attending the session? \_\_\_\_\_ (number)
- e) Do people appear focused on the topics being discussed? Yes / No



9.2 If a medical camp is being held by the Implementing Partner, then the enumerator is required to visit and make the following observations without being an obstacle to the activities being held:

a) How many doctors and nursing staff are present at the camp?

\_\_\_\_\_ Doctors \_\_\_\_\_ Nurses

b) Is there a medical camp register being used to record the patients' data at the time of registering at the camp? (*Check the register to make sure record is being properly kept*) Yes/ No

c) Is there a patient diagnosis and prescription slip used by the doctor according to the standard template of the organisation?

d) What equipment does the camp contain? Yes / No

e) Average number of patients at the camp? \_\_\_\_\_ (Number)

f) Is the staff able to handle this number of patients? Yes / No

g) Are the patients being respectfully treated? Yes / No

h) Are the patients also provided medicines? Yes / No

i) Are the medications available well within the expiry date? Yes/No

j) Is the medicines stock list as per the sector guidelines for essential medicines for such emergency medical camps? (*Check expiration dates of the medicines available in the camp*) Yes/No

k) Are the patients being given injections? Yes / No

l) How long does the doctor spend on one patient on average? \_\_\_\_\_ Minutes

## Appendix D: Key Informant Interviews with Community Leaders Framework

<b>Community Influencers</b>		
Name-----	Location-----	District & UC -----
Date-----	Department-----	Gender-----

### Introduction

Hello and thank you for coming. My name (moderator) is ..... and my colleague (note taker) is ..... We're both from GAT Consulting.

We are here today because we are conducting a study to learn more about your community's perceptions regarding the flood relief efforts underway in your area under the aegis of PPAF through its implementing Partner (PO name). This discussion will last about 15-20 minutes. We do not anticipate any risks to you from participating in this discussion. Nor are there any direct benefits from participating in this discussion.

I want to emphasize that everything you tell us will be kept confidential. We will not share anything you say outside the study team and your name will never be used in the report we prepare. Instead, the report will combine the information you give us today with information from other people.

Your participation in this discussion is voluntary, meaning it is your decision whether to participate in this study. You can also choose not to answer questions that you would prefer not to answer and withdraw from the discussion at any time you like.

**Do you have any questions on what I just shared with you?**

**Do you give your consent to participate in the study?**

**Do you give your permission to record the study?**

<b>Appropriateness</b>
1) To what extent were you involved and consulted in identification of the needs of beneficiaries? ----- ----- ----- -----
2) Did you identify project beneficiaries in your area? ----- -----

3) If yes in Q2, what criteria was used for identification of beneficiaries in your area?

-----  
-----  
-----  
-----

4) To what extent criteria used was appropriate towards identification of beneficiaries in your area?

-----

5) To what extent were relief items/services delivered as per identified needs?

-----  
-----  
-----  
-----

6) Did the Partner Organizations respect your observations regarding identification of beneficiaries' needs?

-----  
-----  
-----  
-----

7) If not, then what were the key reasons?

-----  
-----  
-----  
-----

**Efficiency**

8) Who provided aid your area in the first 30 days since the onset of floods?

- a. PPAF (through PO name)
- b. Government Institutions
- c. NGO
- d. Religious organisation
- e. Local philanthropist

f. Other (please specify)

9) Did the PO provide assistance in terms of goods & services in a timely manner?

-----

-----

-----

-----

10) To what extent were delays witnessed in providing flood relief items to beneficiaries and what are they key reasons behind these delays?

-----

-----

-----

-----

**Effectiveness**

11) To what extent were you involved in selecting and registering beneficiaries for provision of flood relief items/services

-----

-----

-----

12) Did you witness issuance of beneficiary tokens for relief items/services?

-----

-----

-----

13) If yes in Q12, then what challenges were faced in issuance of tokens and registration of beneficiaries

-----

-----

-----

-----

14) Where did the delivery of relief goods take place?

-----

-----

-----

-----

**Effectiveness**

15) What, in your opinion, was the quality of the flood assistance items/services provided?

<p>----- ----- ----- ----- ----- ----- ----- ----- -----</p> <p>16) Were there any exception to the prescribed quality of flood relief goods/services provided and so, what was the reason for it?</p> <p>----- ----- ----- ----- ----- -----</p> <p>17) In your opinion, how relief items/services (like fodder/vaccination for animals) shall contribute towards restoration of livelihood of target beneficiaries?</p> <p>----- ----- ----- ----- -----</p> <p>18) What were the reasons for dissatisfaction (if any) among the beneficiaries?</p> <p>----- ----- ----- ----- -----</p>
<p><b>Coverage</b></p> <p>19) To what extent did project reach and cover most vulnerable and affected population?</p> <p>----- -----</p>
<p><b>Protection</b></p> <p>20) To what extent did project create protection mechanism through flood response services/items for vulnerable women, children, disabled and old aged groups</p> <p>----- ----- -----</p>
<p><b>Logframe Linkages</b></p>

Question No	Link with Log frame item
Q.1	Log frame Goal: To meet the immediate needs of the flood-affected population in the poorest communities
Q.2	
Q.3	
Q.4	
Q.5	
Q.6	
Q.7	
Q.8	Log frame objective: To ensure that flood-affected targeted households, particularly women-headed households and those with persons with
Q.9	
Q.10	disabilities (PWDs), have access to immediate relief phase
Q.11	Log frame sectors, Sector 1: Food Security, Sector 2: Health, Sector 3: WASH, Sector 4: Shelter, sector 5: livelihoods
Q.12	
Q.13	
Q.14	
Q.15	
Q.16	
Q.17	
Q.18	
Q.19	
Q.20	

## Appendix E: Key Informant Interviews with District Government Official Framework

Name----- -----	Location-----	District, Tehsil & UC-----
Date-----	Designation: -----	Department:-----

### Introduction

Hello and thank you for coming. My name (moderator) is ..... and my colleague (note taker) is ..... We're both from GAT Consulting.

We are here today because we are conducting a study to learn more about your community's perceptions regarding the flood relief efforts underway in your area under the aegis of PPAF through its implementing Partner (PO name). This discussion will last about 15-20 minutes. We do not anticipate any risks to you from participating in this discussion. Nor are there any direct benefits from participating in this discussion.

I want to emphasize that everything you tell us will be kept confidential. We will not share anything you say outside the study team and your name will never be used in the report we prepare. Instead, the report will combine the information you give us today with information from other people.

Your participation in this discussion is voluntary, meaning it is your decision whether to participate in this study. You can also choose not to answer questions that you would prefer not to answer and withdraw from the discussion at any time you like.

**Do you have any questions on what I just shared with you?**

**Do you give your consent to participate in the study?**

**Do you give your permission to record the study?**

Relevance
<p>1) How Information and Coordination Cells (I&amp;CC) established by PPAF through its partner BRSP in your district remained helpful for district administration in data/info management, avoid duplication of resources, better planning, timely decisions making and maximize the impact of humanitarian response? <b>(Guiding Note: This question shall be asked in districts allocated to BRSP in Balochistan)</b></p> <p>-----</p> <p>-----</p> <p>-----</p> <p>-----</p>

2) To what extent were you involved and consulted in identification of needs of beneficiaries?

-----  
-----  
-----  
-----  
-----

3) Did you identify project beneficiaries in your area?

-----  
-----  
-----  
-----

4) If yes, what criteria was used for identification of beneficiaries in your area?

-----  
-----  
-----

5) If yes then, that what challenges did you observe during identification of beneficiaries in the field?

-----  
-----  
-----

6) To what extent were relief items/services delivered as per identified needs?

-----  
-----  
-----  
-----

**Efficiency**

7) Who provided aid your area in the first 30 days since the onset of floods?

- a. PPAF (through PO name)
- b. Government Institutions
- c. NGO
- d. Religious organisation
- e. Local philanthropist
- f. Other (please specify)



8) To what extent have the flood relief items/services have been provided in timely manner?

-----  
-----  
-----  
-----

9) To what extent were delays witnessed in providing flood relief items to beneficiaries and what are they key reasons behind these delays?

-----  
-----  
-----  
-----

10) How was your experience of coordinating with the PO over flood assistance interventions?

-----  
-----  
-----  
-----

11) Please highlight any challenges which you might have faced in coordination over the project

-----  
-----  
-----

**Effectiveness**

12) To what extent were you involved in selecting beneficiaries for provision of flood relief items/services

-----  
-----  
-----  
-----

13) What challenges did you observe in registration of beneficiaries

-----  
-----  
-----  
-----

14) What level of support did the project take from your office for provision of flood assistance items/services?

<p>----- ----- ----- ----- -----</p> <p>15) Which organizations/NGOs were the first to respond to relief efforts in your area?</p> <p>----- ----- ----- -----</p>
<p>16) What, in your opinion, was the quality of the flood assistance items/services provided?</p> <p>----- ----- ----- -----</p> <p>17) What were the reasons for low quality of flood items/services provided, if any?</p> <p>----- ----- ----- -----</p> <p>18) In your opinion, how relief items/services (like fodder/vaccination for animals) shall contribute towards restoration of livelihood of target beneficiaries?</p> <p>----- ----- ----- -----</p> <p>19) What were the reasons for dissatisfaction (if any) among the beneficiaries?</p> <p>----- ----- ----- -----</p>
<p><b>Coverage</b></p> <p>20) To what extent project adequately covered most vulnerable and affected population?</p> <p>----- ----- ----- -----</p>

<b>Protection</b>	
21) To what extent project created project mechanism through flood relief services/items for vulnerable women, children and disabled population	
<p>-----</p> <p>-----</p> <p>-----</p> <p>-----</p>	
<b>Log Frame Linkages</b>	
<b>Question No</b>	<b>Link with Log frame item</b>
<b>Appropriateness</b>	
Q.1	Log frame Goal: To meet the immediate needs of the flood-affected population in the poorest communities
Q.2	Log frame objective: To ensure that flood-affected targeted households, particularly women-headed households and those with persons with disabilities (PWDs), have access to immediate relief phase
Q.3	
Q.4	
Q.5	
Q.6	
<b>Efficiency</b>	
Q.1	Log frame objective: To ensure that flood-affected targeted households, particularly women-headed households and those with persons with disabilities (PWDs), have access to immediate relief phase Log frame sectors, Sector 1: Food Security, Sector 2: Health, Sector 3: WASH, Sector 4: Shelter, sector 5: livelihoods
Q.2	Log frame objective: To ensure that flood-affected targeted households, particularly women-headed households and those with persons with disabilities (PWDs), have access to immediate relief phase
Q.3	Log frame objective: To ensure that flood-affected targeted households, particularly women-headed households and those with persons with disabilities (PWDs), have access to immediate relief phase Log frame sectors, Sector 1: Food Security, Sector 2: Health, Sector 3: WASH, Sector 4: Shelter, sector 5: livelihoods
Q.4	
Q.5	
<b>Effectiveness</b>	
Q.1	Log frame objective: To ensure that flood-affected targeted households, particularly women-headed households and those with persons with disabilities (PWDs), have access to immediate relief phase Log frame sectors, Sector 1: Food Security, Sector 2: Health, Sector 3: WASH, Sector 4: Shelter, sector 5: livelihoods
Q.2	
Q.3	
Q.4	
<b>Coverage</b>	

Q.1	Log frame objective: To ensure that flood-affected targeted households, particularly women-headed households and those with persons with disabilities (PWDs), have access to immediate relief phase
<b>Protection</b>	
Q.1	Log frame objective: To ensure that flood-affected targeted households, particularly women-headed households and those with persons with disabilities (PWDs), have access to immediate relief phase

## Appendix F: Key Informant Interviews with Partner Organisations Framework

**Guiding Note:** This questionnaire shall be responded by PO Focal Person only. Please note that firm will conduct KIIs with the PO first and then collection data with their selected area household beneficiaries

Name-----	Location-----	District-----
Date-----	Position in PO: -----	

### Introduction

Hello and thank you for coming. My name (moderator) is ..... and my colleague (note taker) is ..... We're both from GAT Consulting.

We are here today because we are conducting a study to learn more about your community's perceptions regarding the flood relief efforts underway in your area under the aegis of PPAF through its implementing Partner (PO name). This discussion will last about 15-20 minutes. We do not anticipate any risks to you from participating in this discussion. Nor are there any direct benefits from participating in this discussion.

I want to emphasize that everything you tell us will be kept confidential. We will not share anything you say outside the study team and your name will never be used in the report we prepare. Instead, the report will combine the information you give us today with information from other people.

Your participation in this discussion is voluntary, meaning it is your decision whether to participate in this study. You can also choose not to answer questions that you would prefer not to answer and withdraw from the discussion at any time you like.

**Do you have any questions on what I just shared with you?**

**Do you give your consent to participate in the study?**

**Do you give your permission to record the study?**

Appropriateness
1) What strategies were used to identify target beneficiaries? ----- ----- ----- ----- -----
2) How did you ensure appropriateness of strategies as per local context? ----- -----

3) What tools and methods did you use to identify needs of beneficiaries? What steps did you take to consult with or assess women and girls' needs in the first phase of this crisis that informed your intervention choices for this PPAF-funded project?

-----  
-----  
-----  
-----  
-----

4) What challenges did you face during the need identification process?

-----  
-----  
-----  
-----

5) Do you think relief items/services delivered as per identified needs?

- a) Yes b) No c) to some extent d) to large extent

6) How are beneficiary needs now changing?

7) In what ways did the Information and Coordination Cells (I&CC) established by PPAF in your project district aid district administration in data/info management, avoid duplication of resources, better planning, timely decisions making and maximize the impact of humanitarian response? **(Guiding Note: This question shall be asked in districts allocated to BRSP in Balochistan)**

-----  
-----  
-----  
-----

8) At the time of applying to funding to PPAF's Flood Emergency Response Programme at the end of July, what other sources of funding did you have available to start assisting flood affected people?

-----  
-----  
-----  
-----

9) What role did PPAF funding play to enable you/your organisation to leverage other sources of funding for this crisis?

-----  
-----  
-----  
-----

Efficiency

10) What strategies did you develop to deliver flood assistance items/services in a timely manner?

-----  
-----  
-----  
-----

11) What factors caused delay in provision of flood assistance items/services?

-----  
-----  
-----  
-----

12) What steps did you take to address women and girls' specific needs and protection concerns in the planning and implementation of this project?

-----  
-----  
-----  
-----

13) What steps did you take in this project to address the needs and access constraints of the most vulnerable beneficiaries such as PWDs, the elderly, the injured or the chronically ill?

-----  
-----

14) What is the gender balance of your flood response team, and how many men and how many women has your organisation deployed for direct field work with beneficiaries in this project?

-----  
-----  
-----  
-----

**Effectiveness**

15) What mechanism did you employ to select and register beneficiaries for provision of flood relief items/services

-----  
-----  
-----

16) Which activities are the most effective or least effective and why?

-----  
-----  
-----  
17) What are the biggest obstacles to the achievement of the purpose of the intervention?

-----  
-----  
-----

18) What, if any, changes could have been made to the programme to make it more effective?

-----  
-----  
-----  
-----

19) What challenges were faced in issuance of tokens and registration of beneficiaries?

-----  
-----  
-----  
-----  
-----

20) What systems did you put in place to deliver the planned targets for flood assistance?

-----  
-----  
-----  
-----  
-----

21) What were reasons for non-achievement of planned targets, if any?

-----  
-----  
-----  
-----

22) Did you develop beneficiary coordination and complaint management mechanism?

a) Yes b) No

23) If yes in Q22 then, can you elaborate on the details of the mechanism?

-----  
-----

24) How many complaints did you receive, what were the main types of complaints and did it require you to make any changes to your activities?

-----  
-----



25) What is your organisation’s policy for preventing sexual abuse and exploitation during such humanitarian response? What risk mitigation steps did your organisation take to prevent such issues in this flood response?

\_\_\_\_\_

\_\_\_\_\_

26) Did you or your organisation receive any formal or informal complaint or feedback regarding any such safeguarding issues faced by community members or any other stakeholder during the implementation of this project?

\_\_\_\_\_

\_\_\_\_\_

27) Using available data from your reports, can provide information planned vs actual achievement for following flood assistance interventions:

Item	Planned Targets	Actual achievement
Food Items		
Non-food Items (Hygiene Kits)		
Non-food Items (Others)		
Shelter Kits (Tents/ Tarpaulin Sheets)		
Provision of Water Tank/Container/Safe Drinking Water		
Water Purification Tablets		
Fodder/vaccination/treatment for livestock		
Mosquito Net/Repellent Lotion		
Awareness Session for Women on Health and Hygiene		
Health (Medical Camps, Medical Consultations and Medicines)		

**Quality of Relief Items:**

**Guiding Note:** In this case, enumerator will collect documentations/MOVs from the PO as documentary evidence maintained at the PO office level and cross check of collected documentations/MOVs when he/she will conduct household/beneficiary interview in the PO selected area.

28) Are the relief items provided to beneficiaries consistent with the specifications mentioned in the project agreement and budget signed between PPAF and the PO for this project or any modification agreed with PPAF since contract signing?

29) Do the contents of the relief items comply with the Sphere standards and/or inter-agency sector working group guidelines available for this flood response 2022?

-----

30) What mechanism was put in place to ensure of quality of flood assistance items/services?

-----

-----

31) Were there any exceptions made during the implementation phase regarding the quality or quantity standards of the relief goods/services provided, and if so, what were the reasons for this?

-----

-----

32) What approaches were adopted to ensure satisfaction level of beneficiaries with flood assistance interventions?

-----

-----

33) What were the reasons for dissatisfaction?

-----

-----

34) Please rate quality of items distributed on a scale of 1 to 5 where 1 being the lowest and 5 being the highest: *(incomplete packages with items missing, torn packaging, visibly soiled or used items constitute lower ratings; fresh food items, neatly packed items, all items as per list in package, visibly good quality in terms of durability and strength of item constitutes a higher rating)*

Item	Rating (on a scale of 1 to 5)
Food Items	
Non-food Items (Hygiene Kits)	
Shelter/Shelter Kits	
Tarpaulin Sheets	
Provision of Water Tank/Container/Safe Drinking Water	
Water Purification Tablets	
Mosquito Net/Repellent Lotion	
Fodder/vaccination/treatment for livestock	
Awareness Sessions	

35) **Note:** If quality of any item is rated at 1-2 in Q34, then please specify reasons of this low rating?

-----

**Connectedness and Sustainability:**

36) What types of longer-term development issues are most affected by the response and how?

-----  
-----

37) How has the response affected longer-term coping mechanisms of the affected population?

-----  
-----  
-----

38) To what extent has your response been coordinated with the efforts of the broader humanitarian community?

-----  
-----  
-----

39) To what extent has your response been coordinated with the efforts of the government?

-----  
-----  
-----

40) What have been the biggest successes in coordination? What were the biggest gaps?

-----  
-----  
-----

41) What, if any, changes could we make to improve coordination of the overall response?

-----  
-----  
-----

**Lessons**

42) What examples of innovative good practice can be seen in this flood response by your organisation or by others in your operational areas/elsewhere?

-----  
-----  
-----

43) What general lessons can we draw from this response for our preparation for future response to such crises and for supporting the recovery and rehabilitation of these communities in the coming months?

-----

-----

-----

**Protection**

44) What mechanisms did the project develop to ensure protection of most vulnerable groups of women, children, disabled and old aged population?

-----

-----

-----

Question No	Link with Log frame item
<b>Appropriateness</b>	
Q.1	Log frame Goal: To meet the immediate needs of the flood-affected population in the poorest communities
Q.2	Log frame objective: To ensure that flood-affected targeted households, particularly women-headed households and those with persons with disabilities (PWDs), have access to immediate relief phase
Q.3	
Q.4	
Q.5	
Q.6	
Q.7	
<b>Efficiency</b>	
Q.1	Log frame objective: To ensure that flood-affected targeted households, particularly women-headed households and those with persons with disabilities (PWDs), have access to immediate relief phase
Q.2	
Q.3	
Q.4	Log frame sectors, Sector 1: Food Security, Sector 2: Health, Sector 3: WASH, Sector 4: Shelter, sector 5: livelihoods
Q.5	
<b>Effectiveness</b>	
Q.1	Log frame objective: To ensure that flood-affected targeted households, particularly women-headed households and those with persons with disabilities (PWDs), have access to immediate relief phase
Q.2	
Q.3	
Q.4	Log frame sectors, Sector 1: Food Security, Sector 2: Health, Sector 3: WASH, Sector 4: Shelter, sector 5: livelihoods
Q.5	
Q.6	
Q.7	
Q.8	
Q.9	
Q.10	

Q.11	
Q.12	
<b>Lessons</b>	
Q.1	Log frame objective: To ensure that flood-affected targeted households, particularly women-headed households and those with persons with disabilities (PWDs), have access to immediate relief phase Log frame sectors, Sector 1: Food Security, Sector 2: Health, Sector 3: WASH, Sector 4: Shelter, sector 5: livelihoods
Q.2	
<b>Protection</b>	
Q.1	Log frame objective: To ensure that flood-affected targeted households, particularly women-headed households and those with persons with disabilities (PWDs), have access to immediate relief phase Log frame sectors, Sector 1: Food Security, Sector 2: Health, Sector 3: WASH, Sector 4: Shelter, sector 5: livelihoods

## Appendix G: Key Informant Interviews with PPAF Staff Framework

**Guiding Note: This questionnaire shall be responded by PPAF Focal Person only**

Name-----	Location-----	District-----
Date-----	Position in PO: -----	

Appropriateness
1) What strategies were employed for designing project interventions ? ----- ----- ----- ----- -----
2) What was the criteria adopted for selection of project locations? ----- -----
3) What methods and approaches did you use to gather baseline data on flood assistance needs in the area? ----- ----- ----- -----
4) How did you ensure that needs to vulnerable population including women and children are incorporated within project design? ----- ----- -----
5) What factors did you considered in development of project design framework and logframe? To what extent did you consider international best practices on disaster emergencies in preparing the project framework? ----- -----
6) How did you monitor provision of relief items/services delivered as per identified needs?
7) To what extent flexibility was ensured in project design based on changing needs of project beneficiaries?

\_\_\_\_\_

\_\_\_\_\_

\_\_\_\_\_

8) Can you elaborate on Information and Coordination Cells (I&CC) established by PPAF and key aspects of the system in data/info management, avoid duplication of resources, better planning, timely decisions making and maximize the impact of humanitarian response?

-----

-----

-----

-----

9) What approaches did you adopt in selecting implementing partners for the programme?

\_\_\_\_\_

\_\_\_\_\_

\_\_\_\_\_

\_\_\_\_\_

10) How did you allocate funding for the programme to different implementation partners?

**Efficiency**

1) What mechanism did you place to ensure that POs deliver flood assistance items/services in a timely manner?

-----

-----

-----

-----

-----

2) What implementation approaches were adopted in project design to mitigate occurrence of delays in flood assistance items/services?

-----

-----

-----

-----

-----

3) What steps did you take to address women and girls' specific needs and protection concerns in the planning and implementation of this project?

4) What steps did you take in this project to address the needs and access constraints of the most vulnerable beneficiaries such as PWDs, the elderly, the injured or the chronically ill?

5) How did you ensure that gender balance approaches were adopted by Pos?

**Effectiveness**

1) Which activities are the most effective or least effective and why?

-----  
-----  
-----

2) What are the biggest obstacles to the achievement of the purpose of the intervention?

-----  
-----  
-----

3) How to your ensure that proper mechanism was employed by POs to select and register beneficiaries for provision of flood relief items/services

-----  
-----  
-----

4) What challenges were faced in issuance of tokens and registration of beneficiaries

-----  
-----  
-----  
-----

5) How did you monitor delivery of planned targets for flood assistance?

-----  
-----  
-----  
-----

6) What contingency tools were placed to avoid non-achievement of planned targets, to what extent these tools were successful?

-----  
-----  
-----  
-----

7) Did POs developed beneficiary coordination and complaint management mechanism?  
b) Yes b) No



<p>8) If yes, to what extent this mechanism was successful?</p> <hr/>
<p>9) How did you ensure that complains and grievances were timely addressed by Pos in the field?</p>
<p>10) What is PPAF policy for preventing sexual abuse and exploitation during such humanitarian response? What monitoring mechanism did PPAF implement to mitigate these issues in the field?</p>

<p><b>Connectedness and Sustainability:</b></p>
<p>1) What types of longer-term development issues are most affected by the response and how?</p> <hr/>
<p>2) How has the response affected longer-term coping mechanisms of the affected population?</p> <p>-----</p> <p>-----</p> <p>-----</p>
<p>3) To what extent has your response been coordinated with the efforts of the broader humanitarian community?</p> <p>-----</p> <p>-----</p> <p>-----</p>
<p>4) To what extent has your response been coordinated with the efforts of the government?</p> <p>-----</p> <p>-----</p> <p>-----</p>
<p>5) What have been the biggest successes in coordination? What were the biggest gaps?</p> <p>-----</p> <p>-----</p> <p>-----</p>
<p>6) What, if any, changes could we make to improve coordination of the overall response?</p> <p>-----</p> <p>-----</p> <p>-----</p>

<p><b>Lessons</b></p>
<p>1) What examples of innovative good practice can be seen in this flood response by your PPAF?</p>

<p>-----</p> <p>-----</p> <p>-----</p> <p>2) What general lessons can we draw from this response for our preparation for future response to such crises and for supporting the recovery and rehabilitation of these communities in the coming months?</p> <p>-----</p> <p>-----</p> <p>-----</p>
<b>Protection</b>
<p>1) What mechanisms did the project develop to ensure protection of most vulnerable groups of women, children, disabled and old aged population?</p> <p>-----</p> <p>-----</p> <p>-----</p>

Question No	Link with Log frame item	
<b>Appropriateness</b>		
Q.1	Log frame Goal: To meet the immediate needs of the flood-affected population in the poorest communities	
Q.2	Log frame objective: To ensure that flood-affected targeted households, particularly women-headed households and those with persons with disabilities (PWDs), have access to immediate relief phase	
Q.3		
Q.4		
Q.5		
Q.6		
Q.7		
Q.8		
Q.9		
Q.10		
<b>Efficiency</b>		
Q.1	Log frame objective: To ensure that flood-affected targeted households, particularly women-headed households and those with persons with disabilities (PWDs), have access to immediate relief phase	
Q.2		
Q.3		
Q.4		Log frame sectors, Sector 1: Food Security, Sector 2: Health, Sector 3: WASH, Sector 4: Shelter, sector 5: livelihoods
Q.5		
<b>Effectiveness</b>		
Q.1		
Q.2		

Q.3	<p>Log frame objective: To ensure that flood-affected targeted households, particularly women-headed households and those with persons with disabilities (PWDs), have access to immediate relief phase</p> <p>Log frame sectors, Sector 1: Food Security, Sector 2: Health, Sector 3: WASH, Sector 4: Shelter, sector 5: livelihoods</p>	
Q.4		
Q.5		
Q.6		
Q.7		
Q.8		
Q.9		
Q.10		
<b>Sustainability and Correctness</b>		
Q.1		<p>Log frame objective: To ensure that flood-affected targeted households, particularly women-headed households and those with persons with disabilities (PWDs), have access to immediate relief phase</p>
Q.2		
Q.3		
Q.4		
Q.5		
Q.6		
<b>Lessons</b>		
Q.1	<p>Log frame objective: To ensure that flood-affected targeted households, particularly women-headed households and those with persons with disabilities (PWDs), have access to immediate relief phase</p> <p>Log frame sectors, Sector 1: Food Security, Sector 2: Health, Sector 3: WASH, Sector 4: Shelter, sector 5: livelihoods</p>	
Q.2		
<b>Protection</b>		
Q.1	<p>Log frame objective: To ensure that flood-affected targeted households, particularly women-headed households and those with persons with disabilities (PWDs), have access to immediate relief phase</p> <p>Log frame sectors, Sector 1: Food Security, Sector 2: Health, Sector 3: WASH, Sector 4: Shelter, sector 5: livelihoods</p>	

## Appendix H: Focus Group Discussions (FDGs) Framework

**Guiding Note:** Separate FDGs for men and women shall be conducted and FDG participants must include one Local Support Organisation (LSO)/Village Organisation (VO) member, Community Resource Person (CRP), teacher, community influential and flood affectees.

<b>Moderator Name:</b> _____	
<b>Note Taker Name:</b> _____	
<b>District/Tehsil / UC:</b> _____	
<b>Number of participants:</b> _____	
<b>Composition of FGD:</b>	
<b>Date of FGD:</b> _____	<b>Place/Venue:</b> _____
<b>Start Time:</b> _____	<b>End Time:</b> _____

### Introduction

Hello and thank you for coming. My name (moderator) is ..... and my colleague (note taker) is ..... We're both from GAT Consulting.

We are here today because we are conducting a study to learn more about your community's perceptions regarding the flood relief efforts underway in your area under the aegis of PPAF through its implementing partner (PO name). This discussion will last approximately one hour. We do not anticipate any risks to you from participating in this discussion. Nor are there any direct benefits from participating in this discussion.

I want to emphasize that everything you tell us will be kept confidential. We will not share anything you say outside the study team and your name will never be used in the report we prepare. Instead, the report will combine the information you give us today with information from other people.

Your participation in this discussion is voluntary, meaning it is your decision whether to participate in this study. You can also choose not to answer questions that you would prefer not to answer and withdraw from the discussion at any time you like.

**Do you have any questions about what I just shared with you?**

**Do you give your consent to participate in the study?**

**Do you give your permission to record the study?**

### Relevance/Appropriateness

- 1) To what extent are the project interventions relevant to the needs of the community in regard to flood relief assistance??

-----  
-----  
-----

-----  
-----  
-----  
-----  
-----  
-----

2) Which organisations/NGOs are currently involved and working in this region?

-----  
-----  
-----  
-----  
-----

3) To what extent was the community involved in any consultations prior to provision of flood relief assistance? How were women and girls consulted?

-----  
-----  
-----  
-----  
-----  
-----

4) Are you aware if the project team carried out needs assessment prior to delivering flood relief assistance packages?

-----  
-----

5) How do you view the flood relief assistance distribution mechanism that has been adopted by the organization(s) in your area?

-----  
-----

6) What are the most relevant relief goods/services required in your area?

-----  
-----  
-----

**Efficiency**

7) Do you think that the PO provided the flood assistance items in a timely manner?

\_\_\_\_\_

\_\_\_\_\_

\_\_\_\_\_

8) Who provided aid your area in the first 30 days since the onset of floods?

- a. PPAF (through PO name)
- b. Government Institutions
- c. NGO
- d. Religious organisation
- e. Local philanthropist
- f. Other (please specify)

9) After identification of households for relief assistance, were there any delays in provision of flood relief items/services such as *(Note to Enumerator : tick on the majority answer)*

Item	Significant delay (provision by over 40 days)	Moderate delay (provision within 21-40 days)	No delay (Provision within 20 days)
Food Items			
Non-food Items (Hygiene Kits)			
Non-food Items (Others)			
Shelter Kits (Tents/ Tarpaulin Sheets)			
Provision of Water Tank/Container/Safe Drinking Water			
Water Purification Tablets			
Fodder/vaccination/treatment for livestock			
Mosquito Net/Repellent Lotion			
Awareness Raising Sessions for Women on Health and Hygiene			
Health (Medical Camps, Medical Consultations and Medicines)			

10) What were the reasons for the delay in provision of flood assistance items and services in your opinion?

Item	Reasons for Delay
Food Items	
Non-food Items (Hygiene Kits)	
Non-food Items (Others)	
Shelter Kits (Tents/ Tarpaulin Sheets)	

Provision of Water Tank/Container/Safe Drinking Water	
Water Purification Tablets	
Fodder/vaccination/treatment for livestock	
Mosquito Net/Repellent Lotion	
Awareness Raising Sessions for Women on Health and Hygiene	
Health (Medical Camps, Medical Consultations and Medicines)	

11) Was there a registration process for receiving relief items as assistance? If not, then what was the mechanism through which assistance was provided?

\_\_\_\_\_

\_\_\_\_\_

\_\_\_\_\_

12) How was the registration process experience if there was any? (Probe: was it smooth & simple or complicated & difficult) – [Note to Enumerator: this question is skipped if there is not specific registration process]

\_\_\_\_\_

\_\_\_\_\_

13) Were you made the beneficiary of the assistance in a timely manner (only beneficiaries will response this question)?

-----

-----

-----

-----

-----

14) What were the challenges were faced by the beneficiaries in acquiring beneficiary status?

-----

-----

-----

-----

-----

15) Did acquiring beneficiary status result in any delays in provision of flood assistance items/services ?

No. of Yes responses	No. of No responses

--	--

**Effectiveness**

16) Do you think there is a beneficiary-need identification mechanism in place by the PO? Were the beneficiaries consulted about their requirements prior to distribution?

---



---



---

17) What were the primary needs of your community? What items / services were you provided?

---



---

18) To what extent following items/services were provided as per need identified by the beneficiaries? *(Note to Enumerator: specify no. of people who mentioned the given options)*

Item	Provided as per need	Partially provided as per needs	Not provided as per needs
Food Items			
Non-food Items (Hygiene Kits)			
Non-food Items (Others)			
Shelter Kits (Tents/ Tarpaulin Sheets)			
Provision of Water Tank/Container/Safe Drinking Water			
Water Purification Tablets			
Fodder/vaccination/treatment for livestock			
Mosquito Net/Repellent Lotion			
Awareness Raising sessions for Women on Health and Hygiene			
Health (Medical Camps, Medical Consultations and Medicines)			

19) Please mention to what extent steps were completed in provision of flood relief items/services? *(Note to Enumerator: specify no. of people who mentioned the given options)*

Steps	Completed	Partially completed	not completed
-------	-----------	---------------------	---------------



Assessment survey to identify immediate needs			
Women focused assessments			
Beneficiary registration through CNIC			
Issuance of Tokens to beneficiaries for relief items			
Documenting complains of beneficiaries on relief items/services			
Mechanism to address beneficiary grievance and complaints			

20) How satisfied are you with the quality of goods/services provided as relief assistance?

-----  
 -----  
 -----  
 -----  
 -----

21) Please rate satisfaction with quality and local preferences for the following relief items provided on a scale of 1– 4

22) ? (Note to Enumerator: specify no. of people who mentioned the given options)

Item	1 Highly satisfied	2 Satisfied	3 Dissatisfied	4 Highly dissatisfied
Food Items				
Non-food Items (Hygiene Kits)				
Non-food Items (Others)				
Shelter Kits (Tents/Tarpaulin Sheets)				
Provision of Water Tank/Container/Safe Drinking Water				
Water Purification Tablets				

Fodder/vaccination/treatment for livestock				
Mosquito Net/Repellent Lotion				
Awareness Raising Sessions for Women on Health and Hygiene				
Health (Medical Camps, Medical Consultations and Medicines)				

23) What are the reasons for the dissatisfaction with the quality of noted goods/services?

-----

-----

-----

-----

-----

-----

-----

24) In your opinion, how will relief items/services (like fodder/vaccination for animals) contribute towards restoration of livelihood of target beneficiaries? Explain

-----

-----

-----

-----

25) Is there any complaint or dissatisfaction regarding provision of the relief goods / services to your community?

-----

-----

-----

-----

-----

**K. Gender and Protection (to be specifically covered in women FGDs)**

26) Did the project consider the specific needs of women and girls when providing following items/services?

Item	Gender needs considered (Yes/No/N.A)
Food Items	
Non-food Items (Hygiene Kits)	
Non-food Items (Others)	
Shelter Kits (Tents/Tarpaulin Sheets)	

Awareness Raising Sessions for Women on Health and Hygiene	
Health (Medical Camps, Medical Consultations and Medicines)	

- 27) Did women beneficiaries feel safe and protected while receiving relief items at distribution points?
- f) Very Safe
  - g) Safe
  - h) Unsafe
  - i) Very Unsafe

28) If the above rating is unsafe/very unsafe, then please explain the reason of this assessment.

\_\_\_\_\_

\_\_\_\_\_

\_\_\_\_\_

29) In order to access the aid provided under this project, were women beneficiaries asked to provide any fee or in-kind service to the field staff? If yes, then what was the mechanism followed to raise such issues ?

\_\_\_\_\_

\_\_\_\_\_

30) Were women beneficiaries satisfied with how their complaint was handled?

\_\_\_\_\_

\_\_\_\_\_

**L. Accountability**

31) Did beneficiaries have any complaint regarding the PO staff's behaviour about the distribution process? If yes, then what was the mechanism available to address these complaints?

-----

-----

-----

-----

-----

32) Were beneficiaries satisfied with how their complaint was handled?

Question No	Link with Log frame item
Q.1	Log frame Goal: To meet the immediate needs of the flood-affected population in the poorest communities
Q.2	

Q.3	Log frame objective: To ensure that flood-affected targeted households, particularly women-headed households and those with persons with disabilities (PWDs), have access to immediate relief phase
Q.4	
Q.5	
Q.6	Log frame sector 1: Food Security Log frame objective: To ensure that flood-affected targeted households, particularly women-headed households and those with persons with disabilities (PWDs), have access to immediate relief phase
Q.7	Log frame objective: To ensure that flood-affected targeted households, particularly women-headed households and those with persons with disabilities (PWDs), have access to immediate relief phase
Q.8	
Q.9	Log frame sectors, Sector 1: Food Security, Sector 2: Health, Sector 3: WASH, Sector 4: Shelter, sector 5: livelihoods
Q.10	
Q.11	Log frame objective: To ensure that flood-affected targeted households, particularly women-headed households and those with persons with disabilities (PWDs), have access to immediate relief phase
Q.12	
Q.13	
Q.14	
Q.15	
Q.16	
Q.17	
Q.18	Log frame sectors, Sector 1: Food Security, Sector 2: Health, Sector 3: WASH, Sector 4: Shelter, sector 5: livelihoods
Q.19	Log frame objective: To ensure that flood-affected targeted households, particularly women-headed households and those with persons with disabilities (PWDs), have access to immediate relief phase
Q.20	Log frame objective: To ensure that flood-affected targeted households, particularly women-headed households and those with persons with disabilities (PWDs), have access to immediate relief phase
Q.21	Log frame objective: To ensure that flood-affected targeted households, particularly women-headed households and those with persons with disabilities (PWDs), have access to immediate relief phase
Q.22	
Q.23	
Q.24	Log frame sectors, Sector 1: Food Security, Sector 2: Health, Sector 3: WASH, Sector 4: Shelter, sector 5: livelihoods
Q.25	
Q.26	Log frame objective: To ensure that flood-affected targeted households, particularly women-headed households and those with persons with disabilities (PWDs), have access to immediate relief phase
Q.27	
Q.29	
Q.30	
Q.31	
Q.33	

## Annexure I - Data Tables

### Total vs. Distinct Values of

	Observations	
	total	distinct
Province	411	4
District	411	6
Tehsil	411	9
PO_name	411	6

### Tabulation of Provinces

Province	Freq.	Percent	Cum.
Balochistan	120	29.20	29.20
KP	57	13.87	43.07
Punjab	92	22.38	65.45
Sindh	142	34.55	100.00
Total	411	100.00	

### Tabulation of District

District	Freq.	Percent	Cum.
Jaffarabad	120	29.20	29.20
Karak	57	13.87	43.07
Mirpur Khas	24	5.84	48.91
Rajanpur	92	22.38	71.29
Sanghar	103	25.06	96.35
Shaheed Benazirabad	15	3.65	100.00
Total	411	100.00	

### Tabulation of Tehsil

Tehsil	Freq.	Percent	Cum.
Daur	19	4.62	4.62
Doulat Laghari	1	0.24	4.87
Jam Nawaz Ali	29	7.06	11.92
Jampur	92	22.38	34.31
Pero mal	19	4.62	38.93
Sanghar	51	12.41	51.34
Shuja Abad	23	5.60	56.93
Takhat e Nasrati	57	13.87	70.80
Usta M Gandakha	120	29.20	100.00
Total	411	100.00	

### Tabulation of UC

UC	Freq.	Percent	Cum.
Bagh Head	38	9.25	9.25
Chokara	19	4.62	13.87
Doulat Laghari	9	2.19	16.06

Doulat Pur	14	3.41	19.46
Fateh Pur	24	5.84	25.30
Habib kot	35	8.52	33.82
Haji Pur	36	8.76	42.58
Jam Jani	28	6.81	49.39
Mian	41	9.98	59.37
Nathani	19	4.62	63.99
Qabula	46	11.19	75.18
Sadhano	4	0.97	76.16
Sanghar	1	0.24	76.40
Setharo Pir	25	6.08	82.48
Shuja Abad	1	0.24	82.73
Takhat e Nasrati	38	9.25	91.97
Tal Shumali	32	7.79	99.76
Usta M Gandakha	1	0.24	100.00
Total	411	100.00	

#### Tabulation of gender

gender	Freq.	Percent	Cum.
Male	188	45.74	45.74
Female	223	54.26	100.00
Total	411	100.00	

#### Tabulation of HH\_members

HH_members	Freq.	Percent	Cum.
1	9	2.20	2.20
2	20	4.88	7.07
3	28	6.83	13.90
4	39	9.51	23.41
5	59	14.39	37.80
6	67	16.34	54.15
7	51	12.44	66.59
8	49	11.95	78.54
9	26	6.34	84.88
10	32	7.80	92.68
11	8	1.95	94.63
12	8	1.95	96.59
13	5	1.22	97.80
14	5	1.22	99.02
15	2	0.49	99.51
19	1	0.24	99.76
21	1	0.24	100.00
Total	410	100.00	

#### Tabulation of HH\_child

HH_child	Freq.	Percent	Cum.
0	18	4.51	4.51
1	52	13.03	17.54
2	66	16.54	34.09
3	64	16.04	50.13
4	69	17.29	67.42
5	59	14.79	82.21
6	38	9.52	91.73

7	17	4.26	95.99
8	12	3.01	99.00
9	3	0.75	99.75
10	1	0.25	100.00
Total	399	100.00	

#### Categorization of Jobs

	Frequency	Percent	Cum
Agriculture/livestock worker	216	51.430	52.550
Non-agricultural	4	0.950	0.970
Daily wager	147	35.000	35.770
Enterprise/ Shopkeepers	5	1.190	1.220
Services	0	0.000	0.000
Government job	6	1.430	1.460
Private job	7	1.670	1.700
Jobless	35	8.330	8.520
Other	0	0.000	0.000
Total	420	100.000	102.190
Valid cases:	411		
Missing cases:	0		

#### Tabulation of HH\_job Province

	Province				Total
	Balochista	KP	Punjab	Sindh	
Agriculture/livestock worker	42	2	92	80	216
	35.000	3.390	92.930	56.340	51.430
Non-agricultural	0	2	0	2	4
	0.000	3.390	0.000	1.410	0.950
Daily wager	71	15	7	54	147
	59.170	25.420	7.070	38.030	35.000

Enterprise/ Shopkeepers	3	2	0	0	5
	2.500	3.390	0.000	0.000	1.190
Services	0	0	0	0	0
	0.000	0.000	0.000	0.000	0.000
Government job	4	2	0	0	6
	3.330	3.390	0.000	0.000	1.430
Private job	0	3	0	4	7
	0.000	5.080	0.000	2.820	1.670
Jobless	0	33	0	2	35
	0.000	55.930	0.000	1.410	8.330
Other	0	0	0	0	0
	0.000	0.000	0.000	0.000	0.000
Total	120	59	99	142	420
	100.000	100.000	100.000	100.000	100.000
Cases	120	57	92	142	411
Valid cases:	411				
Missing cases:	0				

**Tabulation of PO\_name**

PO_name	Freq.	Percent	Cum.
BRSP	120	29.20	29.20
GSF	13	3.16	32.36
HANDS	105	25.55	57.91
NRSP	92	22.38	80.29
Sabawon	57	13.87	94.16
TRDP	24	5.84	100.00
Total	411	100.00	

**Tabulation of PO\_name Province**

PO_name	Province				
	Balochi stan	KP	Punjab	Sindh	Total
BRSP	120	0	0	0	120
GSF	0	0	0	13	13
HANDS	0	0	0	105	105
NRSP	0	0	92	0	92
Sabawon	0	57	0	0	57
TRDP	0	0	0	24	24
Total	120	57	92	142	411



**Tabulation of gender**

gender	Freq.	Percent	Cum.
Male	188	45.74	45.74
Female	223	54.26	100.00
Total	411	100.00	

**Tabulation of gender Province**

gender	Province				Total
	Balochistan	KP	Punjab	Sindh	
Male	56	28	46	58	188
Female	64	29	46	84	223
Total	120	57	92	142	411

**Tabulation of HH\_current\_status**

HH_curr_status	Freq.	Percent	Cum.
Completely damaged	145	35.80	35.80
Partially damaged	242	59.75	95.56
Not damaged	18	4.44	100.00
Total	405	100.00	

**Tabulation of HH\_current\_status by province**

HH_curr_status	Province				Total
	Balochistan	KP	Punjab	Sindh	
Completely damaged	74	3	3	65	145
Partially damaged	37	53	84	68	242
Not damaged	8	1	5	4	18
Total	119	57	92	137	405

**Tabulation of Agricultural land\_current\_status**

status	Freq.	Percent	Cum.
Fully destroyed	182	54.17	54.17
Partially destroyed	121	36.01	90.18
Not affected	33	9.82	100.00
Total	336	100.00	

**Tabulation of Agricultural land\_current\_status by Province**

status	Province				Total
	Balochistan	KP	Punjab	Sindh	
Fully destroyed	39	2	92	49	182
Partially destroyed	61	33	0	27	121
Not affected	15	16	0	2	33
Total	115	51	92	78	336

**Tabulation of rc**

rc	Freq.	Percent	Cum.
Yes	117	31.71	31.71

No	252	68.29	100.00
Total	369	100.00	

**Tabulation of rc Province**

rc	Province				Total
	Balochistan	KP	Punjab	Sindh	
Yes	29	1	0	87	117
No	56	53	92	51	252
Total	85	54	92	138	369

**Tabulation of rc\_yes**

rc_yes	Freq.	Percent	Cum.
Few days	3	1.71	1.71
Few weeks	13	7.43	9.14
One month	80	45.71	54.86
More than one month	79	45.14	100.00
Total	175	100.00	

**Tabulation of rc\_yes Province**

rc_yes	Province			
	Balochistan	KP	Sindh	Total
Few days	1	2	0	3
Few weeks	1	1	11	13
One month	35	1	44	80
More than one month	46	0	33	79
Total	83	4	88	175

**Relevance & Appropriateness**

**Tabulation of Q1\_**

Q1_	Freq.	Percent	Cum.
Yes	286	70.44	70.44
No	120	29.56	100.00
Total	406	100.00	

**Tabulation of Q1\_ Province**

Q1_	Province				Total
	Balochistan	KP	Punjab	Sindh	
Yes	37	49	92	108	286
No	80	7	0	33	120
Total	117	56	92	141	406

	Frequency	Percent	Cum
Visit to camps/existing location	244	55.450	69.710

Through consultation with community institution	194	44.090	55.430
Other	2	0.450	0.570
Total	440	100.000	125.710
Valid cases:	350		
Missing cases:	61		

	Province				Total
	Balochistan	KP	Punjab	Sindh	
Visit to camps/existing location	65	2	92	85	244
	97.010	3.510	50.550	63.430	55.450
Through consultation with community institution	2	53	90	49	194
	2.990	92.980	49.450	36.570	44.090
Other	0	2	0	0	2
	0.000	3.510	0.000	0.000	0.450
Total	67	57	182	134	440
	100.000	100.000	100.000	100.000	100.000
Cases	67	57	92	134	350
Valid cases:	350				
Missing cases:	61				

#### Distribution of Relief Goods

	Frequency	Percentage	Cum
Food Items	345	33.300	83.940
Non-food Items (Hygiene Kits)	282	27.220	68.610
Non-food Items (Others)	90	8.690	21.900
Shelter Kits	57	5.500	13.870

Provision of Safe Drinking Water	28	2.700	6.810
Water Purification Tablets	11	1.060	2.680
Fodder/vaccination/treatment for livestock	26	2.510	6.330
Mosquito Net/Repellent Lotion	114	11.000	27.740
Awareness Raising Sessions	7	0.680	1.700
Health	50	4.830	12.170
Not provided anything	26	2.510	6.330
Total	1036	100.000	252.070
Valid cases:	411		
Missing cases:	0		

	Province				Total
	Balochistan	KP	Punjab	Sindh	
Food Items	78	57	92	118	345
	34.210	33.730	27.540	38.690	33.300
Non-food Items (Hygiene Kits)	79	57	92	54	282
	34.650	33.730	27.540	17.700	27.220
Non-food Items (Others)	9	0	67	14	90
	3.950	0.000	20.060	4.590	8.690
Shelter Kits	11	0	25	21	57
	4.820	0.000	7.490	6.890	5.500
Provision of Safe Drinking Water	4	0	0	24	28
	1.750	0.000	0.000	7.870	2.700
Water Purification Tablets	2	0	0	9	11

	0.880	0.000	0.000	2.950	1.060
Fodder/vaccination/treatment for livestock	0	0	0	26	26
	0.000	0.000	0.000	8.520	2.510
Mosquito Net/Repellent Lotion	2	53	58	1	114
	0.880	31.360	17.370	0.330	11.000
Awareness Raising Sessions	1	1	0	5	7
	0.440	0.590	0.000	1.640	0.680
Health	16	1	0	33	50
	7.020	0.590	0.000	10.820	4.830
Not provided anything	26	0	0	0	26
	11.400	0.000	0.000	0.000	2.510
Total	228	169	334	305	1036
	100.000	100.000	100.000	100.000	100.000
Cases	120	57	92	142	411
Valid cases:	411				
Missing cases:	0				

**Tabulation of Q5\_1\_**

Q5_1	Freq.	Percent	Cum.
Yes	335	88.62	88.62
No	43	11.38	100.00
Total	378	100.00	

**Tabulation of Q5\_1\_ Province**

Q5_1	Province				Total
	Balochistan	KP	Punjab	Sindh	
Yes	70	57	92	116	335
No	42	0	0	1	43
Total	112	57	92	117	378

**Tabulation of Q5\_2\_**

Q5_2	Freq.	Percent	Cum.
Yes	266	86.64	86.64
No	41	13.36	100.00

Total	307	100.00
-------	-----	--------

**Tabulation of Q5\_2\_ Province**

Q5_2	Province				Total
	Balochistan	KP	Punjab	Sindh	
Yes	63	57	92	54	266
No	37	0	0	4	41
Total	100	57	92	58	307

**Tabulation of Q5\_3\_**

Q5_3	Freq.	Percent	Cum.
Yes	115	53.99	53.99
No	98	46.01	100.00
Total	213	100.00	

**Tabulation of Q5\_3\_ Province**

Q5_3	Province				Total
	Balochistan	KP	Punjab	Sindh	
Yes	11	2	92	10	115
No	42	52	0	4	98
Total	53	54	92	14	213

**Tabulation of Q6\_**

Q6	Freq.	Percent	Cum.
Strongly Agree	132	33.76	33.76
Agree	216	55.24	89.00
Disagree	39	9.97	98.98
Strongly Disagree	4	1.02	100.00
Total	391	100.00	

**Tabulation of Q6\_ Province**

Q6	Province				Total
	Balochistan	KP	Punjab	Sindh	
Strongly Agree	9	25	3	95	132
Agree	67	29	88	32	216
Disagree	37	1	0	1	39
Strongly Disagree	3	0	0	1	4
Total	116	55	91	129	391

**Tabulation of Q8\_**

Q8	Freq.	Percent	Cum.
Strongly Agree	113	28.54	28.54
Agree	245	61.87	90.40
Disagree	34	8.59	98.99
Strongly Disagree	4	1.01	100.00
Total	396	100.00	

**Tabulation of Q8\_ Province**

Q8	Province				
	Balochistan	KP	Punjab	Sindh	Total
Strongly Agree	9	18	1	85	113
Agree	73	33	91	48	245
Disagree	33	0	0	1	34
Strongly Disagree	4	0	0	0	4
Total	119	51	92	134	396

## EFFICIENCY

Q10

	Frequency	Percentage	Cum
PPAF (through PO name)	309	61.800	81.320
Government Institutions	51	10.200	13.420
NGO	70	14.000	18.420
Religious Organization	37	7.400	9.740
Local philanthropist	10	2.000	2.630
Other	23	4.600	6.050
Total	500	100.000	131.580
Valid cases:	380		
Missing cases:	31		

	Province				Total
	Balochista	KP	Punjab	Sindh	
PPAF (through PO name)	67	44	88	110	309
	60.360	37.930	63.310	82.090	61.800
Government Institutions	11	26	0	14	51
	9.910	22.410	0.000	10.450	10.200
NGO	9	32	19	10	70
	8.110	27.590	13.670	7.460	14.000
Religious Organization	4	1	32	0	37
	3.600	0.860	23.020	0.000	7.400

Local philanthropist	0	10	0	0	10
	0.000	8.620	0.000	0.000	2.000
Other	20	3	0	0	23
	18.020	2.590	0.000	0.000	4.600
Total	111	116	139	134	500
	100.000	100.000	100.000	100.000	100.000
Cases	111	55	92	122	380
Valid cases:	380				
Missing cases:	31				

---

## EFFECTIVENESS

### 12. Did your household experience more and/or sufficient number of meals per day after receiving food packages as compared to before to this assistance?

#### Tabulation of Q12\_1\_

Q12_1	Freq.	Percent	Cum.
Yes	248	76.54	76.54
No	76	23.46	100.00
Total	324	100.00	

#### Tabulation of Q12\_1\_ Province

Q12_1	Province				Total
	Balochistan	KP	Punjab	Sindh	
Yes	23	39	74	112	248
No	47	5	18	6	76
Total	70	44	92	118	324

---

### Q13 Was your household provided with drinking water?

#### Tabulation of Q13\_

Q13	Freq.	Percent	Cum.
Yes	26	92.86	92.86
No	2	7.14	100.00
Total	28	100.00	

#### Tabulation of Q13\_ Province

Q13	Province		
	Balochistan	Sindh	Total
Yes	3	23	26

---



No	1	1	2
Total	4	24	28

**Q. 14. If yes then in Q13, did your household experience sufficient and improved quantity of drinking water due to this intervention?**

**Tabulation of Q14\_**

Q14	Freq.	Percent	Cum.
Yes	27	96.43	96.43
No	1	3.57	100.00
Total	28	100.00	

**Tabulation of Q14\_ Province**

Q14	Province		
	Balochistan	Sindh	Total
Yes	3	24	27
No	1	0	1
Total	4	24	28

**Q15. Was your household's women and girls report safer access to drinking water due to this intervention?**

**Tabulation of Q15\_**

Q15	Freq.	Percent	Cum.
Yes	24	92.31	92.31
No	2	7.69	100.00
Total	26	100.00	

**Tabulation of Q15\_ Province**

Q15	Province		
	Balochistan	Sindh	Total
Yes	2	22	24
No	1	1	2
Total	3	23	26

**Q16. Is your household satisfied with contents and quantity of the hygiene kits provided by the project on a scale of 1 – 4?**

**Tabulation of Q16\_1**

Q16_1	Freq.	Percent	Cum.
Highly satisfied	105	37.91	37.91
Satisfied	155	55.96	93.86
Dissatisfied	14	5.05	98.92
Highly dissatisfied	3	1.08	100.00
Total	277	100.00	

**Tabulation of Q16\_1 Province**

Q16_1	Province				
	Balochistan	KP	Punjab	Sindh	Total
Highly satisfied	21	19	17	48	105
Satisfied	46	34	73	2	155
Dissatisfied	9	4	1	0	14
Highly dissatisfied	3	0	0	0	3
Total	79	57	91	50	277

**Tabulation of Q16\_2**

Q16_2	Freq.	Percent	Cum.
Highly satisfied	82	32.03	32.03
Satisfied	140	54.69	86.72
Dissatisfied	30	11.72	98.44
Highly dissatisfied	4	1.56	100.00
Total	256	100.00	

**Tabulation of Q16\_2 Province**

Q16_2	Province				
	Balochistan	KP	Punjab	Sindh	Total
Highly satisfied	10	15	15	42	82
Satisfied	42	37	58	3	140
Dissatisfied	6	4	18	2	30
Highly dissatisfied	4	0	0	0	4
Total	62	56	91	47	256

**Q 18. Are you satisfied with contents of the hygiene kits provided to meet menstrual hygiene management needs?**

**Tabulation of Q18**

Q18	Freq.	Percent	Cum.
Highly satisfied	45	25.86	25.86
Satisfied	118	67.82	93.68
Dissatisfied	11	6.32	100.00
Total	174	100.00	

**Tabulation of Q18 Province**

Q18	Province				
	Balochistan	KP	Punjab	Sindh	Total
Highly satisfied	19	4	0	22	45
Satisfied	45	24	49	0	118
Dissatisfied	11	0	0	0	11
Total	75	28	49	22	174

**20 Did your household pay any charges for medicines at project supported medical camp?**

**Tabulation of Q20\_ Province**

Q20	Province			
	Balochistan	KP	Sindh	Total
Yes	5	0	0	5

No	11	1	32	44
Total	16	1	32	49

**Tabulation of Q21\_**

Q21	Freq.	Percent	Cum.
Very High	5	16.67	16.67
High	6	20.00	36.67
Medium	14	46.67	83.33
Low	2	6.67	90.00
Very Low	3	10.00	100.00
Total	30	100.00	

**Q 21. Did your household experience improved safety as a result of temporary shelter provided through the project if any?**

**Tabulation of Q21\_**

Q21	Freq.	Percent	Cum.
Very High	7	15.56	15.56
High	11	24.44	40.00
Medium	21	46.67	86.67
Low	5	11.11	97.78
Very Low	1	2.22	100.00
Total	45	100.00	

**Tabulation of Q21\_ Province**

Q21	Province			
	Balochistan	Punjab	Sindh	Total
Very High	1	2	4	7
High	2	4	5	11
Medium	4	15	2	21
Low	1	4	0	5
Very Low	1	0	0	1
Total	9	25	11	45

**Q23. Please rate satisfaction with quality and meets local preferences following relief items provided on a scale of 1– 4**

**Tabulation of Q23\_1**

Q23_1	Freq.	Percent	Cum.
Highly satisfied	191	55.69	55.69
Satisfied	148	43.15	98.83
Dissatisfied	4	1.17	100.00
Total	343	100.00	

**Tabulation of Q23\_2**

Q23_2	Freq.	Percent	Cum.
Highly satisfied	102	38.49	38.49
Satisfied	152	57.36	95.85
Dissatisfied	11	4.15	100.00
Total	265	100.00	

**Tabulation of Q23\_3**

Q23_3	Freq.	Percent	Cum.
Highly satisfied	12	92.31	92.31
Satisfied	1	7.69	100.00
Total	13	100.00	

**Tabulation of Q23\_4**

Q23_4	Freq.	Percent	Cum.
Highly satisfied	26	63.41	63.41
Satisfied	13	31.71	95.12
Dissatisfied	2	4.88	100.00
Total	41	100.00	

**Tabulation of Q23\_5**

Q23_5	Freq.	Percent	Cum.
Satisfied	22	100.00	100.00
Total	22	100.00	

**Tabulation of Q23\_6**

Q23_6	Freq.	Percent	Cum.
Satisfied	22	100.00	100.00
Total	22	100.00	

**Tabulation of Q23\_7**

Q23_7	Freq.	Percent	Cum.
Highly satisfied	15	75.00	75.00
Satisfied	5	25.00	100.00
Total	20	100.00	

**Tabulation of Q23\_8**

Q23_8	Freq.	Percent	Cum.
Highly satisfied	5	9.43	9.43
Satisfied	48	90.57	100.00
Total	53	100.00	

**Tabulation of Q23\_9**

Q23_9	Freq.	Percent	Cum.
Highly satisfied	3	75.00	75.00
Satisfied	1	25.00	100.00
Total	4	100.00	

**Tabulation of Q23\_10**

Q23_10	Freq.	Percent	Cum.
Highly satisfied	4	57.14	57.14
Satisfied	2	28.57	85.71
Dissatisfied	1	14.29	100.00

Total	7	100.00
-------	---	--------

**Tabulation of Q23\_1 Province**

Q23_1	Province				Total
	Balochistan	KP	Punjab	Sindh	
Highly satisfied	26	21	35	109	191
Satisfied	47	35	57	9	148
Dissatisfied	4	0	0	0	4
Total	77	56	92	118	343

**Tabulation of Q23\_2 Province**

Q23_2	Province				Total
	Balochistan	KP	Punjab	Sindh	
Highly satisfied	21	15	27	39	102
Satisfied	41	40	64	7	152
Dissatisfied	8	1	1	1	11
Total	70	56	92	47	265

**Tabulation of Q23\_3 Province**

Q23_3	Province	
	Sindh	Total
Highly satisfied	12	12
Satisfied	1	1
Total	13	13

**Tabulation of Q23\_4 Province**

Q23_4	Province			Total
	Balochistan	Punjab	Sindh	
Highly satisfied	1	12	13	26
Satisfied	1	12	0	13
Dissatisfied	1	1	0	2
Total	3	25	13	41

**Tabulation of Q23\_5 Province**

Q23_5	Province		
	Balochistan	Sindh	Total
Satisfied	1	21	22
Total	1	21	22

**Tabulation of Q23\_6 Province**

Q23_6	Province		
	Balochistan	Sindh	Total
Satisfied	1	21	22
Total	1	21	22

**Tabulation of Q23\_7 Province**

Q23_7	Province	
	Sindh	Total

Highly satisfied	15	15
Satisfied	5	5
Total	20	20

**Tabulation of Q23\_8 Province**

Q23_8	Province		
	KP	Punjab	Total
Highly satisfied	3	2	5
Satisfied	1	47	48
Total	4	49	53

**Tabulation of Q23\_9 Province**

Q23_9	Province		
	KP	Sindh	Total
Highly satisfied	0	3	3
Satisfied	1	0	1
Total	1	3	4

**Q25. Did project take into consideration long-term needs of the project beneficiaries?**

**Tabulation of Q25\_**

Q25	Freq.	Percent	Cum.
Yes	85	24.93	24.93
No	256	75.07	100.00
Total	341	100.00	

**Tabulation of Q25\_ Province**

Q25	Province				
	Balochistan	KP	Punjab	Sindh	Total
Yes	58	14	2	11	85
No	45	6	84	121	256
Total	103	20	86	132	341

**Q. 26 Rate satisfaction with following relief items/services in addressing long-term needs?**

**Tabulation of Q26\_1**

Q26_1	Freq.	Percent	Cum.
Highly satisfied	163	61.98	61.98
Satisfied	95	36.12	98.10
Dissatisfied	5	1.90	100.00
Total	263	100.00	

**Tabulation of Q26\_2**

Q26_2	Freq.	Percent	Cum.
Highly satisfied	90	47.87	47.87
Satisfied	88	46.81	94.68
Dissatisfied	10	5.32	100.00
Total	188	100.00	

**Tabulation of Q26\_3**

Q26_3	Freq.	Percent	Cum.
Highly satisfied	14	93.33	93.33
Satisfied	1	6.67	100.00
Total	15	100.00	

**Tabulation of Q26\_4**

Q26_4	Freq.	Percent	Cum.
Highly satisfied	16	53.33	53.33
Satisfied	13	43.33	96.67
Dissatisfied	1	3.33	100.00
Total	30	100.00	

**Tabulation of Q26\_5**

Q26_5	Freq.	Percent	Cum.
Satisfied	26	100.00	100.00
Total	26	100.00	

**Tabulation of Q26\_6**

Q26_6	Freq.	Percent	Cum.
Satisfied	26	100.00	100.00
Total	26	100.00	

**Tabulation of Q26\_7**

Q26_7	Freq.	Percent	Cum.
Highly satisfied	19	79.17	79.17
Satisfied	5	20.83	100.00
Total	24	100.00	

**Tabulation of Q26\_8**

Q26_8	Freq.	Percent	Cum.
Highly satisfied	19	38.00	38.00
Satisfied	31	62.00	100.00
Total	50	100.00	

**Tabulation of Q26\_9**

Q26_9	Freq.	Percent	Cum.
Highly satisfied	4	100.00	100.00
Total	4	100.00	

**Tabulation of Q26\_10**

Q26_10	Freq.	Percent	Cum.
Highly satisfied	29	78.38	78.38
Satisfied	8	21.62	100.00
Total	37	100.00	

**Tabulation of Q26\_1 Province**

Q26_1	Province				
	Balochistan	KP	Punjab	Sindh	Total
Highly satisfied	29	24	4	106	163
Satisfied	46	32	11	6	95
Dissatisfied	2	0	3	0	5
Total	77	56	18	112	263

**Tabulation of Q26\_2 Province**

Q26_2	Province				
	Balochistan	KP	Punjab	Sindh	Total
Highly satisfied	24	21	2	43	90
Satisfied	40	35	11	2	88
Dissatisfied	6	0	3	1	10
Total	70	56	16	46	188

**Tabulation of Q26\_3 Province**

Q26_3	Province		
	Punjab	Sindh	Total
Highly satisfied	0	14	14
Satisfied	1	0	1
Total	1	14	15

**Tabulation of Q26\_4 Province**

Q26_4	Province			
	Balochist an	Punjab	Sindh	Total
Highly satisfied	2	1	13	16
Satisfied	4	8	1	13
Dissatisfied	0	1	0	1
Total	6	10	14	30

**Tabulation of Q26\_5 Province**

Q26_5	Province		
	Balochistan	Sindh	Total
Satisfied	2	24	26
Total	2	24	26

**Tabulation of Q26\_6 Province**

Q26_6	Province		
	Balochistan	Sindh	Total
Satisfied	2	24	26
Total	2	24	26

**Tabulation of Q26\_7 Province**

Q26_7	Province	
	Sindh	Total
Highly satisfied	19	19
Satisfied	5	5



Total	24	24
-------	----	----

**Tabulation of Q26\_8 Province**

Q26_8	Province	
	KP	Total
Highly satisfied	19	19
Satisfied	31	31
Total	50	50

**Tabulation of Q26\_9 Province**

Q26_9	Province	
	Sindh	Total
Highly satisfied	4	4
Total	4	4

**Tabulation of Q26\_10 Province**

Q26_10	Province		
	Balochistan	Sindh	Total
Highly satisfied	4	25	29
Satisfied	7	1	8
Total	11	26	37

**Q27. Did the project consider gender needs when providing following items/services?**

**Tabulation of Q27\_1\_**

Q27_1	Freq.	Percent	Cum.
Yes	252	78.50	78.50
No	6	1.87	80.37
Not Applicable	63	19.63	100.00
Total	321	100.00	

**Tabulation of Q27\_2\_**

Q27_2	Freq.	Percent	Cum.
Yes	223	88.49	88.49
No	8	3.17	91.67
Not Applicable	21	8.33	100.00
Total	252	100.00	

**Tabulation of Q27\_3\_**

Q27_3	Freq.	Percent	Cum.
Yes	16	21.62	21.62
No	17	22.97	44.59
Not Applicable	41	55.41	100.00
Total	74	100.00	

**Tabulation of Q27\_4\_**

Q27_4	Freq.	Percent	Cum.
-------	-------	---------	------

Yes	17	40.48	40.48
No	1	2.38	42.86
Not Applicable	24	57.14	100.00
Total	42	100.00	

**Tabulation of Q27\_5\_**

Q27_5	Freq.	Percent	Cum.
Yes	24	92.31	92.31
No	2	7.69	100.00
Total	26	100.00	

**Tabulation of Q27\_6\_**

Q27_6	Freq.	Percent	Cum.
Yes	1	100.00	100.00
Total	1	100.00	

**Tabulation of Q27\_7\_**

Q27_7	Freq.	Percent	Cum.
Yes	21	100.00	100.00
Total	21	100.00	

**Tabulation of Q27\_8\_**

Q27_8	Freq.	Percent	Cum.
Yes	64	66.67	66.67
No	2	2.08	68.75
Not Applicable	30	31.25	100.00
Total	96	100.00	

**Tabulation of Q27\_9\_**

Q27_9	Freq.	Percent	Cum.
Yes	4	80.00	80.00
No	1	20.00	100.00
Total	5	100.00	

**Tabulation of Q27\_10\_**

Q27_10	Freq.	Percent	Cum.
Yes	31	93.94	93.94
No	2	6.06	100.00
Total	33	100.00	

**Tabulation of Q27\_1\_ Province**

Q27_1	Province				
	Balochistan	KP	Punjab	Sindh	Total
Yes	60	56	22	114	252
No	4	0	0	2	6
Not Applicable	11	0	52	0	63
Total	75	56	74	116	321

**Tabulation of Q27\_2\_ Province**

Q27_2	Province				Total
	Balochistan	KP	Punjab	Sindh	
Yes	51	56	66	50	223
No	8	0	0	0	8
Not Applicable	12	0	9	0	21
Total	71	56	75	50	252

**Tabulation of Q27\_3\_ Province**

Q27_3	Province			Total
	Balochistan	Punjab	Sindh	
Yes	2	0	14	16
No	3	14	0	17
Not Applicable	0	41	0	41
Total	5	55	14	74

**Tabulation of Q27\_4\_ Province**

Q27_4	Province			Total
	Balochistan	Punjab	Sindh	
Yes	3	2	12	17
No	1	0	0	1
Not Applicable	0	23	1	24
Total	4	25	13	42

**Tabulation of Q27\_5\_ Province**

Q27_5	Province		
	Balochistan	Sindh	Total
Yes	2	22	24
No	0	2	2
Total	2	24	26

**Tabulation of Q27\_6\_ Province**

Q27_6	Province	
	Balochistan	Total
Yes	1	1
Total	1	1

**Tabulation of Q27\_7\_ Province**

Q27_7	Province	
	Sindh	Total
Yes	21	21
Total	21	21

**Tabulation of Q27\_8\_ Province**

Q27_8	Province			
	Balochistan	KP	Punjab	Total
Yes	1	46	17	64
No	0	2	0	2

Not Applicable	0	0	30	30
Total	1	48	47	96

**Tabulation of Q27\_9\_ Province**

Q27_9	Province		
	Balochistan	Sindh	Total
Yes	0	4	4
No	1	0	1
Total	1	4	5

**Tabulation of Q27\_10\_ Province**

Q27_10	Province		
	Balochistan	Sindh	Total
Yes	10	21	31
No	1	1	2
Total	11	22	33

**Tabulation of Q28\_**

Q28	Freq.	Percent	Cum.
Very High	60	28.30	28.30
High	93	43.87	72.17
Medium	51	24.06	96.23
Low	2	0.94	97.17
Very Low	6	2.83	100.00
Total	212	100.00	

**Tabulation of Q28\_ Province**

Q28	Province				Total
	Balochistan	KP	Punjab	Sindh	
Very High	15	6	0	39	60
High	27	21	8	37	93
Medium	10	0	38	3	51
Low	2	0	0	0	2
Very Low	6	0	0	0	6
Total	60	27	46	79	212

**Tabulation of Q30\_1\_**

Q30_1	Freq.	Percent	Cum.
Very High	160	44.32	44.32
High	110	30.47	74.79
Medium	74	20.50	95.29
Low	15	4.16	99.45
Very Low	2	0.55	100.00
Total	361	100.00	

**Tabulation of Q30\_1\_ Province**

Q30_1	Province				Total
	Balochist	KP	Punjab	Sindh	

	an				
Very High	28	18	21	93	160
High	24	34	21	31	110
Medium	16	4	50	4	74
Low	15	0	0	0	15
Very Low	2	0	0	0	2
Total	85	56	92	128	361

**Tabulation of Q30\_2\_**

Q30_2	Freq.	Percent	Cum.
Very High	33	15.71	15.71
High	64	30.48	46.19
Medium	27	12.86	59.05
Low	85	40.48	99.52
Very Low	1	0.48	100.00
Total	210	100.00	

**Tabulation of Q30\_2\_ Province**

Q30_2	Province				
	Balochistan	KP	Punjab	Sindh	Total
Very High	17	15	0	1	33
High	28	36	0	0	64
Medium	8	2	17	0	27
Low	13	0	72	0	85
Very Low	1	0	0	0	1
Total	67	53	89	1	210

**Tabulation of Q31\_**

Q31	Freq.	Percent	Cum.
Fully covered	155	39.64	39.64
Covered to large extent	81	20.72	60.36
Partially covered	146	37.34	97.70
Not covered at all	9	2.30	100.00
Total	391	100.00	

**Tabulation of Q31\_ Province**

Q31	Province				
	Balochistan	KP	Punjab	Sindh	Total
Fully covered	44	3	3	105	155
Covered to large extent	50	25	0	6	81
Partially covered	19	21	83	23	146
Not covered at all	7	0	2	0	9
Total	120	49	88	134	391

**Tabulation of Q32\_**

Q32	Freq.	Percent	Cum.
Yes	13	3.16	3.16
No	398	96.84	100.00
Total	411	100.00	

**Tabulation of Q32\_ Province**

Q32	Province				Total
	Balochistan	KP	Punjab	Sindh	
Yes	8	0	0	5	13
No	112	57	92	137	398
Total	120	57	92	142	411

**Tabulation of Q33\_**

Q33	Freq.	Percent	Cum.
Yes	1	7.69	7.69
No, why not?	12	92.31	100.00
Total	13	100.00	

**Tabulation of Q33\_ Province**

Q33	Province		Total
	Balochistan	Sindh	
Yes	1	0	1
No, why not?	7	5	12
Total	8	5	13

**Tabulation of Q33\_no**

Q33_no	Freq.	Percent	Cum.
we could not access staff	12	100.00	100.00
Total	12	100.00	

**Tabulation of Q33\_no Province**

Q33_no	Province		
	Balochistan	Sindh	Total
we could not access staff	7	5	12
Total	7	5	12

**Tabulation of Q34\_**

Q34	Freq.	Percent	Cum.
Yes	1	100.00	100.00
Total	1	100.00	

**Tabulation of Q34\_ Province**

Q34	Province	
	Balochistan	Total
Yes	1	1
Total	1	1

**Tabulation of Q34\_no**

Q34_no	Freq.	Percent	Cum.
1	1	100.00	100.00
Total	1	100.00	

**Tabulation of Q34\_no Province**

Q34_no	Province	
	Balochistan	Total
1	1	1
Total	1	1

**Tabulation of Q35\_**

Q35	Freq.	Percent	Cum.
Yes	5	1.22	1.22
No	406	98.78	100.00
Total	411	100.00	

**Tabulation of Q35\_ Province**

Q35	Province				Total
	Balochistan	KP	Punjab	Sindh	
Yes	4	0	1	0	5
No	116	57	91	142	406
Total	120	57	92	142	411

**Tabulation of Q36\_**

Q36	Freq.	Percent	Cum.
Yes	1	16.67	16.67
No, why not?	5	83.33	100.00
Total	6	100.00	

**Tabulation of Q36\_ Province**

Q36	Province		
	Balochistan	Punjab	Total
Yes	1	0	1
No, why not?	4	1	5
Total	5	1	6

**Tabulation of Q36\_no**

Q36_no	Freq.	Percent	Cum.
Did not know how to	5	100.00	100.00
Total	5	100.00	

**Tabulation of Q36\_no Province**

Q36_no	Province		
	Balochistan	Punjab	Total
Did not know how to	4	1	5
Total	4	1	5

**Tabulation of Q37\_**

Q37	Freq.	Percent	Cum.
Yes	1	100.00	100.00
Total	1	100.00	

**Tabulation of Q37\_ Province**

Q37	Province	
	Balochistan	Total
Yes	1	1
Total	1	1

**Tabulation of Q37\_no**

Q37_no	Freq.	Percent	Cum.
1	1	100.00	100.00
Total	1	100.00	

**Tabulation of Q37\_no Province**

Q37_no	Province	
	Balochistan	Total
1	1	1
Total	1	1



## Annexure J : Picture Gallery



*Figure 55: Flood destruction in district Jaffarabad*



*Figure 56: Focus Group Discussion with flood affectees in District Rajanpur*



Figure 57: Beneficiary & District Official Interview in Sanghar



Figure 58: Interview at DC Office in Karak



Figure 59: NFI kit items at Mirpurkhas distribution point

## Annexure K: Management Response to Recommendations

S. No	Key Recommendation	Management Response
13.	<p>People with disabilities had not been facilitated in any way in the majority of the distribution sites. It is strongly recommended that the Partner Organisations make separate arrangements for people with any physical or physiological disability so that they are not inconvenienced and are accounted for during the distribution process. As it is, the distribution camps may be located in areas that would not be easily reachable for a person with any disability. Making them wait in uncertain weather conditions should be highly discouraged.</p>	<p>Persons with Disabilities (PWDs) were specifically targeted under the PPAF's Response and 3,093 PWDs, 3.4% of the total assisted population, were provide assistance.</p> <p>This recommendation is well noted and for future interventions, PPAF will ensure that the Implementing Partner Organisations comply with this recommendation – a specific clause to this effect will be incorporated in grant agreements with Partner Organisations.</p>
14.	<p>The flood affected people are really thankful for the aid that they have received so far but are fearful of the future as the livelihood of the majority of them have been destroyed along with their homes and livestock. Most of the people were directly or indirectly dependent on agriculture for their livelihood. Destruction of farmlands, crops, depots containing harvested products and seeds has been witnessed throughout the length and breadth of the areas impacted by the flooding. People require seeds and fertilisers to restart farming. In some areas of Mirpurkhas and Sanghar, flood water has not receded still hence, making the population highly vulnerable to water borne diseases. Drainage of the areas has been promised by the local governments however, progress has been very slow. Without proper land restoration, cultivation will not be a possibility. Perhaps PPAF can align with the local governments for drainage of water and supply of agricultural products such as seeds. Micro financing may also be considered to enable farmers to kick start the farming process.</p>	<p>This finding/recommendation conforms to the findings of the PPAF's Assessment teams that recently concluded visits to the flood affected areas.</p> <p>With regard to restoration of livelihoods, PPAF is already integrating the recommended priorities in its ongoing and pipeline/planned interventions. A number of funding proposals that have been (or are being) submitted to various donors, and the concept notes prepared for PPAF's internal resources, integrate the recommended course of action. For example, resulting from negotiations with the GRASP donor, PPAF is distributing 14,000 bags (each of 50 kg) certified seed in four flood-affected districts for restoration of the agriculture and hence livelihoods of the farmers.</p> <p>With regard to drainage of water, PPAF's Implementing Partner Organisations are playing a very pro-active role in coordination of emergency as well as relief and rehabilitation assistance at local levels. PPAF organizes coordination meetings with PO's to</p>

		<p>assess the situation and to discuss such priorities at the local levels.</p> <p>In addition, PPAF is part of the National Humanitarian Network and other Coordination mechanisms (such as National Floods Response Coordination Center) where such issues are discussed and brought to attention of the authorities.</p> <p>PMIC has recently allocated approximately Rs. 25 million funds for flood affected areas in Sindh Province. These funds are expected to be used for grant based interventions.</p>
15.	<p>The establishment of the Information and Coordination Cell was an effective idea which should be replicated in other disaster hit areas as well. The Jaffarabad experience of establishing such a cell had led to increased coordination between various government departments and the organisations distributing aid in the field. This also helped to establish who was doing what so that replication could be minimized.</p>	<p>PPAF supported the establishment and operation of Information &amp; Coordination Cells in all 13 flood-affected districts of Balochistan, which is playing a key role in implementing a well-coordinated and effective Emergency Response by all actors in Balochistan. Considering PPAF's successful experience, the feasibility of replicating such good practices in other provinces will be explored.</p>
16.	<p>The distribution process may be improved further through slightly better planning. No doubt that the partner organisations have done a highly effective job of reaching out to the affected populace and distributing the aid items, however, the process of distribution itself maybe improved especially with respect to pregnant women, women with small children and those with disabilities. Currently, women beneficiaries are mostly catered to separately however, arrangements for water need to be made as these people do not necessarily come from nearby locations and there is already shortage of water in those areas.</p>	<p>Further efforts will be made to facilitate women especially pregnant women and women with small children by ensuring availability of drinking water and sitting spaces. The matter of person with disabilities has already been covered under point# 1 above.</p>
5.	<p>It would be a good opportunity to invest in eco-friendly, nature-based solutions such as solar energy and water filtration set-ups as a long term planning measure. Provision of safe and clean drinking water is a big concern of the</p>	<p>PPAF is already exploring the feasibility of solar-powered drinking water filtration and supply pumps such as Bondh-e-Shams. Restoration of damaged water supply schemes is PPAF's priority under planned and</p>

	<p>affected communities as the water channels have mostly been either destroyed or badly affected by the floods. Using local materials and skills may also be beneficial to the community and provide much needed jobs in the regions as well in addition to the rehabilitation process.</p>	<p>pipeline interventions and the recommendations of this study will be taken on board during implementation.</p>
<p>6.</p>	<p>The short-term recovery strategy will require the immediate restoration of irrigation supplies and repairing critical damage to canals, drains, and flood protection embankment before the next main rainy season in June 2023. The government has already identified this as a critical area for restoration and rehabilitation as it is perceived that food shortages are an inevitability in the coming months since sowing may not be undertaken as required. Vast areas of Sindh and Balochistan are still under water. Wheat shortages in Sindh are foreseen for the next year. Focus needs to be given to provision of strengthening of canals, drainage ways, dams and hydraulic structures, construction of new structures and strengthening of flood protection embankment through structural and non-structural measures.</p>	<p>This conforms to the PPAF's Assessment Teams findings and recommendation that are being taken on board in the design of the future interventions.</p>
<p>7.</p>	<p>It would be imperative to identify the sectors where interventions are immediately needed and to link them with long term recovery and reconstruction needs. To a certain extent, this survey has helped to identify that the reconstruction of housing is among one of the most pressing needs of the flood affectees followed by their agricultural lands being made cultivable again in order to provide gainful employment and enhance food security. Preserving livelihoods should be a top priority for long term planning</p>	<p>Restoration of livelihoods and agricultural activities have been covered above. On reconstruction/repairs of destroyed and damaged houses, PPAF is in dialogue with government authorities, World Bank, UN, ADB, EU, and other such actors and providing technical inputs to the design of their housing repairs/construction interventions but also on housing finance. PPAF has developed five designs that have also been shared with the afore-mentioned actors for their consideration and guidance. PPAF has prepared a comprehensive food security proposal which will be submitted to the Government for discussion with the Islamic Development Bank.</p>

8.	<p>The model adopted by PPAF of enabling non governmental organisations on the ground in the affected areas to conduct needs assessment and then subsequently distribute the aid based on that assessment appears to have worked effectively and efficiently as can be foreseen by the lack of complaints and the positive reactions from the beneficiaries as well as district officials and community notables. It is highly recommended that this model be maintained in the future with monitoring activities regularly carried out throughout the whole process.</p>	<p>Recommendation is taken onboard for the design and implementation of the future interventions.</p>
9.	<p>As winter is approaching, shelter facilities should focus on weather aspects. Moreover, blankets and warm clothes, winterization kits would be an immediate need in the near future.</p>	<p>Similar findings were reported by the PPAF Assessment Teams. Shelter and NFIs shall be adapted accordingly.</p>
10.	<p>All future recovery and rehabilitation frameworks must be embedded with an element of combating climate change and natural hazards. It is quite conceivable that the country would be seeing increased incidences of natural calamities in the coming years. However, the way forward can only be to recognize that such a scenario will be increasingly frequent in the future and plans need to be implemented if not to overcome then at least control these situations. Further studies on water flows, river bed habitation by people, sustainable farming techniques etc need to be conducted on a priority basis to develop a greater understanding of the affects that future calamities may bring and to devise solutions to overcome such challenges.</p>	<p>PPAF is planning to establish a dedicated 'Climate Change Adaptation Cell' having dedicated staff with adequate skillset. Thorough proper research and assessment, proactive measures shall be taken into account to mitigate impact of natural disasters as well as facilitate communities.</p>
11.	<p>The gap between the short term and long term needs of the affected population needs to be shortened for effective rehabilitation such as provision of housing and restoration of livelihoods.</p>	<p>Recommendation is well noted. However, this depends on the availability of funding.</p>

## Annexure L: PPAF Flood Response Progress Report

Name of Organization		Pakistan Poverty Alleviation Fund (PPAF)																		
Total Funds Allocated for Emergency Flood Response:		PKR 250 million																		
Total Amount Disbursed to Partners		PKR 249.1 million																		
Number of Households Provided with Emergency Response																				
District	Food Items		Hygiene Kits/MHM Kits		Point of Use Water Supplies		Medical Camps		Livestock Vaccination		Fodder for Animals		Temporary Shelter Kits		Non Food Items		Mosquito Net/ Repellent Lotion		Awareness Session	
	Planned HHs	Achieved	Planned HHs	Achieved	Planned HHs	Achieved	Planned Consultations	Achieved	Planned HHs	Achieved	Planned HHs	Achieved	Planned HHs	Achieved	Planned HHs	Achieved	Planned HHs	Achieved	Planned HHs	Achieved
D. G. KHAN	4,900	4,900	4,900	4,900																
D. I. Khan	2,000	2,000	2,000	2,000																
JAFFARABAD	900	900	900	900	900	900	800	913												
KARAK	1,130	1,130	1,130	1,130																
LASBELA	1,900	1,900	1,900	1,900	2,550	1,900	1,200	1,274												
MIRPUR KHAS			2,000	2,000	2,000	4,000	4,500	9,765							4,000	4,030	2,000	2,030	300	300
MUSAKHEL	1,350	1,350	1,350	1,350	1,450	1,350	600	638												
NAWABSHAH/SHAHEED BENAZIRABAD	1,600	1,600	1,600	1,599			5,000	3,998	3,000	5,537	3,000	3,000	300	300						
QUETTA	1,000	1,000	1,000	1,000	1,000	1,000	2,100	2,235												
RAJANPUR	3,000	3,000	3,000	3,000									3,000	3,000						
SANGHAR	3,800	4,241	1,800	1,800			10,000	10,036	1,500	2,549										
THATTA	1,850	1,850	350	350			3,000	3,003					200	200						
WASHUK	600	600	600	600	600	600	1,200	1,036												
JHALMAGSI	550	550	550	550	550	550														
	24,580	25,021	23,080	23,079	9,050	10,300	28,400	32,898	4,500	8,086	3,000	3,000	3,500	3,500	4,000	4,030	2,000	2,030	300	300

## Annexure M: PPAF's Agreement with Partner Organisations and the Utilisation of Funds

PO-wise Funds Detail (PKR)										
PO Name	Grant Agreement Cost			Addendum-I			Addendum-II			Grand Total
	Project Cost	Ops & Logistic Cost	Total Cost	Project Cost	Ops and Logistic Cost	Total Cost	Project Cost	Ops and Logistic Cost	Total Cost	
Balochistan Rural Support Program(BRSP)	46,350,000	3,206,500	<b>49,556,500</b>	13,962,500	975,375	<b>14,937,875</b>	4,694,000	328,580	5,022,580	<b>69,516,955</b>
Goath Seengar Foundation(GSF)	23,235,000	1,620,450	<b>24,855,450</b>	14,000,000	980,000	<b>14,980,000</b>	-	-	-	<b>39,835,450</b>
Health and Nutrition Development Society (HANDS)	18,150,000	1,264,500	<b>19,414,500</b>	6,550,000	407,500	<b>6,957,500</b>	16,600,000	1,156,000	17,756,000	<b>44,128,000</b>
National Rural Support Program (NRSP)	27,300,000	1,905,000	<b>29,205,000</b>	20,625,000	1,443,750	<b>22,068,750</b>	-	-	-	<b>51,273,750</b>
Social Action Bureau for Assistance in Welfare and Organizational Networking (SABAWON)	10,470,000	726,900	<b>11,196,900</b>	17,000,000	1,190,000	<b>18,190,000</b>	-	-	-	<b>29,386,900</b>
Thardeep Rural Development Program (TRDP)	14,020,000	978,400	<b>14,998,400</b>	-	-	-	-	-	-	<b>14,998,400</b>
<b>Total</b>	<b>139,525,000</b>	<b>9,701,750</b>	<b>149,226,750</b>	<b>72,137,500</b>	<b>4,996,625</b>	<b>77,134,125</b>	<b>21,294,000</b>	<b>1,484,580</b>	<b>22,778,580</b>	<b>249,139,455</b>

Total Approved Fund	<b>250,000,000</b>
Total disbursed Amount	<b>249,139,455</b>
Remaining available Funds	<b>860,545</b>